

Public Document Pack

NOTTINGHAM CITY COUNCIL WEST AREA COMMITTEE

Date: Wednesday, 3 December 2014

Time: 5.30 pm

Place: LB31-32 - Loxley House, Station Street, Nottingham, NG2 3NG

Councillors are requested to attend the above meeting to transact the following business



Acting Corporate Director for Resources

Governance Officer: Mark Leavesley **Direct Dial:** 0115 876 4302

AGENDA

Pages

- | | | |
|----------|---|---------|
| 1 | APOLOGIES FOR ABSENCE | |
| 2 | DECLARATIONS OF INTERESTS
If you need advice on declaring an interest, please contact the Governance Officer above, if possible before the day of the meeting | |
| 3 | MINUTES
Last meeting held on 24 September 2014 (for confirmation) | 3 - 12 |
| 4 | QUARTER 2 2014/15 UPDATES
Reports of Director of Neighbourhood Services | |
| a | AREA CAPITAL FUND: 2013-2015 PROGRAMME | 13 - 20 |
| b | DELEGATED AUTHORITY SPEND / FINANCIAL POSITION | 21 - 26 |
| c | WARD PERFORMANCE | 27 - 62 |
| 5 | NOTTINGHAM CITY HOMES UPDATE
Chris Holloway to report | 63 - 74 |
| 6 | STREET LIGHTING IN WEST AREA
Presentation by Kerrie-Ann Maguire, SSE Contracting | 75 - 96 |

7 DOMESTIC VIOLENCE

97 - 116

Presentations by

- (a) Jane Lewis, Crime and Drugs Partnership
- (b) Yvette Khouri-Bent)
Claire Dixon) Equation
Kerry Sullivan)
- (c) Val Lunn, Women's Aid

8 CHILDREN AND FAMILIES (NOTTINGHAM PLAN THEME)

117 - 130

Introduction by Aileen Wilson, Community Family Support Manager (Area 3), followed by presentations from

- (a) Diane Preston, Lilies Nursery Managing Director
- (b) Catherine Smith, Early Years Programme Manager
- (c) Caroline Wragg, Family Nurse Partnership Supervisor
- (d) Selina Thomas, Health Visiting Manager
- (e) Aileen Wilson and Pat Smith, Community Family Support Manager (Area 5)
- (f) Jo Bradley-Fortune, Groundwork
- (g) Lisa Ash, Targeted Family Support Manager

CITIZENS ATTENDING MEETINGS ARE ASKED TO ARRIVE AT LEAST 15 MINUTES BEFORE THE START OF THE MEETING TO BE ISSUED WITH VISITOR BADGES

CITIZENS ARE ADVISED THAT THIS MEETING MAY BE RECORDED BY MEMBERS OF THE PUBLIC. ANY RECORDING OR REPORTING ON THIS MEETING SHOULD TAKE PLACE IN ACCORDANCE WITH THE COUNCIL'S POLICY ON RECORDING AND REPORTING ON PUBLIC MEETINGS, WHICH IS AVAILABLE AT WWW.NOTTINGHAMCITY.GOV.UK. INDIVIDUALS INTENDING TO RECORD THE MEETING ARE ASKED TO NOTIFY THE GOVERNANCE OFFICER SHOWN ABOVE IN ADVANCE.

NOTTINGHAM CITY COUNCIL

WEST AREA COMMITTEE

MINUTES of the meeting held at Loxley House, Station Street, Nottingham on 24 September 2014 from 5.30pm to 7.40pm

Membership

Present

Councillor Carole McCulloch (Chair)
Councillor Wendy Smith (Vice Chair)
Councillor Graham Chapman
Councillor Glyn Jenkins
Councillor Mohammed Saghir

Absent

Councillor Leon Unczur
Councillor Marcia Watson
Councillor Malcolm Wood

Community Representatives in attendance

- ✓ Jeni Smith - Aspley / Bells Lane Partnership
- ✓ Bryan Mann - Beechdale Community Centre
- Gill Bainbridge - Bells Lane/Aspley Tenant and Resident Association
- ✓ Adrian Smith - Birchover Community Centre
- Jessica Smith - Denewood & District Tenant and Residents Association
- ✓ Vic Plant - Neighbourhood Watch Council
- John Day - Nottingham City Homes (tenant representative)
- ✓ Christine Willetts - Nottingham Tartanaires Marching Band

✓ indicates present at meeting

Colleagues, partners and others in attendance

- Ian Bentley - Crime and Drugs Partnership
- Shamila Chady - Family Arts in Bilborough
- Apollos Clifton-Brown - Framework Housing Association
- Carmel Bradley)
- Sioban Campbell) Nottingham City Council
- Mark Leavesley)
- Deborah Wilson)
- Chris Holloway - Nottingham City Homes
- Lynne McNiven - Public Health Consultant

13 APOLOGIES FOR ABSENCE

Councillor Unczur
Councillor Watson
Councillor Wood
Gill Bainbridge
John Day

14 DECLARATIONS OF INTERESTS

None.

15 MINUTES

Subject to inclusion of local representatives' names in the attendance list, the Committee confirmed the minutes of the meeting held on 14 May 2014 as a correct record and they were signed by the Chair.

16 AREA COMMITTEE REPRESENTATIVES

The Committee considered a report of the Director of Neighbourhood Services detailing the Terms of Reference for the role of Area Committee Community Representatives and listing nominated local organisation representatives to be formally appointed to the Committee.

RESOLVED to appoint the following as Community Representatives of West Area Committee for the remainder of the 2014/15 municipal year:

Aspley ward

Jenni Smith - Aspley Bells Lane Partnership
Gill Bainbridge - Bells Lane/Aspley Tenant and Residents Association

Bilborough ward

Bryan Mann - Beechdale Community Centre
Adrian Smith - Birchover Community Centre
Jessica Smith - Denewood & District Tenant and Residents Association

Leen Valley ward

Vic Plant - Neighbourhood Watch Council
Christine Willetts - Nottingham Tartanaires Marching Band

Nottingham City Homes

John Day

17 AREA CAPITAL FUND 2013-15 AND NOTTINGHAM CITY HOMES ENVIRONMENTAL SCHEMES

The Committee considered a report of the Director of Neighbourhood Services, detailing the latest spend proposals under the Area Capital Fund 2013-15 and Nottingham City Homes (NCH) Environmental Improvements funding.

RESOLVED

- (1) to note the available Area Capital Fund 2013-15 and NCH Environmental Improvements monies for Aspley, Bilborough and Leen Valley wards, as detailed in the report;**
- (2) to approve the following committed and decommitted schemes for Bilborough and Leen Valley wards:**

Committed schemes

Bilborough ward

Wigman Road	Zebra crossing	£43,108
--------------------	-----------------------	----------------

Leen Valley ward

Trentham Drive	VAS	£3,500
-----------------------	------------	---------------

Southwold Drive	Feasibility study	£2,000
------------------------	--------------------------	---------------

Decommitted scheme

Bilborough ward

Melford Road	Footpaths	£4,134
---------------------	------------------	---------------

**18 WARD COUNCILLOR DELEGATED AUTHORITY FUNDING SPEND:
JUNE-SEPTEMBER 2014**

RESOLVED to note the actions taken by the Director of Neighbourhood Services, under delegated authority, in respect of ward councillor budgets, as detailed in the report.

19 WARD PERFORMANCE: QUARTER 1 2014/15

The Committee considered a report of the Director of Neighbourhood Services, detailing performance in the 3 wards during the period June to September 2014 against key performance indicators.

RESOLVED to note the report.

20 FAMILY ARTS IN BILBOROUGH (FAB) PROJECT

The Committee received a presentation by Shamila Chady, Artist in Residence, FAB Project, and Carmel Bradley, Bilborough Education Improvement Partnership Manager, informing it of the Family Arts in Bilborough project (FAB). It was stated that a video about the project can be viewed at <http://vimeo.com/104922561>.

- this is a 2 year project, funded jointly by the Arts Council, partnership schools and local ward councillors, with a total available funding for the 2 years of £50,000;
- year 1 of the project has been very successful. One of the greatest achievements has been to attract a creative artist-in-residence (Shamila Chady) who has lots of artistic expertise, and has built positive relationships with a range of people. She has worked proactively with age-groups from five-year-olds to adults, including groups of autistic and special needs children in the partnership schools (Brocklewood, Melbury and Portland Primary and Djanogly Strelley, Samworth and Firbeck Academy);
- feedback has confirmed that the artist's friendliness helped break down different types of barriers and many families, who wouldn't normally get involved in school activities, became involved because it wasn't perceived as threatening, and

relations between the schools and parents have improved as a result. Participants also valued the creative time spent together as a family and with others;

- one of the aims of the project was to make participants more aware of the opportunities available at Lakeside Arts Centre as, in previous years, it has struggled to attract local families to participate in events, such as the International Children's Festival. This year there was an offer to cover taxi fares for families who wanted to attend so that they could come and go at a time which suited them. Only one family took up this offer yet this year saw the best turn-out ever at the Festival (including 14 Bilborough families that took part in artist's workshops, mixing with people from different backgrounds);
- in addition to the Children's Festival, there were successful family visits to Lakeside Arts Centre, St Mary's Church (Tess Jaray exhibition) and the Yorkshire Sculpture Park. Only about 10% of the families involved had been to these venues before, confirming that the project is reaching the target group, raising awareness of art and, hopefully, inspiring families to visit art venues in the future;
- Shamila supported 80 children and young people across the partnership schools to prepare for their 'Arts Awards' (see description below), using creative opportunities to do this. For example, a small group of secondary students preparing for their Bronze Award planned and delivered an outdoor workshop (using natural materials) to young children and their families as part of the Yorkshire Sculpture Park visit:

'Arts Awards - supporting young people, who want to deepen their engagement with the arts and build creative and leadership skills, to achieve a national qualification.

Through Arts Awards at five levels, young people aged up to 25 can explore art forms, including performing arts, visual arts, literature, media and multimedia. The Awards build confidence, help young people to enjoy cultural activities and prepares them for further education or employment.

Arts Awards is managed by [Trinity College London](#), in association with [Arts Council England](#). Since its launch in 2005, the Award has grown quickly and is now flourishing in arts centres, colleges/schools, community projects, libraries, galleries, local authorities, theatres, youth clubs and youth justice settings.'

- Shamila liaised with the local library and a community organisation to revitalise a small outdoor area earmarked as a community garden. Participants at the Children's Festival worked with the artist to produce a set of clay tiles, based on a garden theme. These were then glazed and fired by local families working with her and together they designed and installed a wall mosaic which the community group were delighted with. Feedback from families involved in the project has indicated that they are very proud of their art pieces and see them as valuable community assets;
- one of the lessons learnt was that the amount of time required by Shamila, both for planning and for 'finishing off' of the art pieces e.g. grouting, glazing etc, was

underestimated. This will be redressed next year by using more of the budget towards artists' fees so that this element of the project is adequately resourced;

- at some of the schools, the timescale for getting families involved was a little slower than anticipated and next year it is intended to get this element of the project off the ground earlier through careful planning and liaison with key staff. The only disappointment this year was the low turn-out of families to the end-of-year project exhibition at the local library. This may have been due to the timing of the event (after school in the last few days of term) combined with extremely hot weather. This will be explored more with families next year but, as a result, it is proposed to hold next year's final exhibition during the school day (in a local school with air-conditioning) and provide transport to assist families to attend;
- outputs are as follows:

<u>Indicator</u>	<u>2 year target</u>	<u>To date (1 year)</u>
number of participants	944	1,087 *
number of participatory sessions	300	213
period of employment for artists (days)	175	92.5
number of new products/commissions	5	10

* of which were Bilborough families: 117

RESOLVED that the thanks of the Committee to Ms Chady and Ms Bradley, for their informative presentation, be recorded.

21 NOTTINGHAM CITY HOMES SCHEMES: LATEST POSITION

Chris Holloway, Nottingham City Homes (NCH), updated the Committee as follows:

1. Decent Homes

2014-15 is the final year of the Nottingham Decent Homes programme. Constructor partners Keepmoat and Bullock continue to improve kitchens and bathrooms where required. Single glazed windows are replaced and heating systems upgraded as and when NCH can gain access to properties.

A letter was sent in July 2014 to customers who have previously refused the improvement work or not allowed access to their property. The letter asked them to contact NCH so improvement work can be planned-in by end March 2015. After March 2015, a 'Maintaining Decency' programme will continue to ensure properties meet the Nottingham Decent Homes Plus Standard.

2. Door replacement programme

All wooden doors will be replaced during the financial year between now and 2018, subject to access to properties.

3. Slate roof replacement

Slate roofs across the City are being replaced and there are 149 in Aspley, 76 in Leen Valley but none in Bilborough. Tenants have been invited to an information event and will be contacted prior to work commencing.

4. Houses in Multiple Occupation

Refurbishment of houses in multiple occupation, including a Nottingham Decent Homes programme of kitchen and bathroom replacement, new windows and doors and decorating of communal areas. NCH are working with the Allocations Team to help tenants find alternative accommodation during the extensive refurbishment.

5. Equalities Act work

The Equalities Act 2010 works covers the following schemes being undertaken at 60 Independent Living Schemes throughout the City:

- Kitchen refits to allow for a range of access and use requirements;
- WC refits to allow for a range of use access requirements;
- External access ramps;
- Laundry adaptations to taps and machinery heights;
- High contrast signage throughout independent living schemes;
- Communal doors, access and thresholds;
- Car parking surfaces and marking.

In West Area, the above works have commenced, and are on track, at Stanwick Close, Beechdale, Kibworth Close, Heathfield and Bramley Green, Broxtowe.

6. Denton Green, Broxtowe

New build of 4 x one-bedroom bungalows due to commence in September 2014 (and complete 6 months later), work being undertaken by Robert Woodhead & BEST (Broxtowe Education, Skills & Training).

7. Lindfield Road, Broxtowe

Work ongoing to complete a scheme, for the creation of brick walls with low level railing on top, in Aspley at 53 properties between 252 - 177 Lindfield Road. Also installing a single and/or double gate where necessary.

8. Tenant and Leaseholder Congress (TLC)

The newly re-formed TLC held its first meeting on 29 January 2014. Membership consists of Chairs from each of the customer panels and NCH representatives from within the Area Committee areas, ensuring good local representation, to higher level involvement within the decision-making processes at NCH. TLC have so far discussed and/or influenced such matters as rent setting and the Responsible Tenant Reward Scheme, a new repairs agreement, the proposed Service Review Programme 2014-15 and the Tenants Conference in September 2014.

The TLC and the NCH Board meet on a quarterly basis and are developing new ways to work effectively together. Shared objectives include jointly supporting the delivery of the Tenant and Leaseholder Involvement Strategy and the Corporate Plan. This has been proposed to link tenant involvement and the Board and to ensure tenants' and leaseholders' interests are at the heart of the organisation and to ensure transparency and accountability of decision making on behalf of tenants and leaseholders through sharing information and collaborative working.

9. Tenant and Resident Association updates

Broxtowe Community Club was formed in July 2014. Group members have attended training through the Tenants Academy and put those skills to use at the local 'Tour de Broxtowe', where they offered face painting to local residents. They are in the process of applying for funding via a Community First grant.

BelsATRA have run their summer club, including taking young people away for a residential visit in North Yorkshire, and the summer club continues to be run for people in the area.

DADTRA have run several activities this year, including a hanging basket sale, hosting a meeting with the Leader of the City Council and organising a bus trip to Great Yarmouth and have started monthly housing surgeries from the DADTRA community house.

New Whitemoor TRA has applied for a special 'On Fire' grant for an older person's day, with the aim of putting on an activity at Naburn Court Independent Living Scheme for 35 tenants and residents.

SMART and STARA are working with the Tenant and Community Involvement Manager to develop 12-month action plans with the aim of increasing membership and delivering some area based projects.

A new group is in the process of being formed in the Beechdale area. The group are hoping to hold their AGM in October 2014 and elect their committee.

10. Responsible Tenant Reward Scheme

Staff from the Aspley Housing Office have ensured that the new 'Responsible Tenant Reward' scheme has been embedded and used robustly in the West Area. There have been 5 removals of the responsible tenant reward since it was introduced in May 2014 (3 for drugs, 1 for Anti Social Behaviour and 1 for an untidy garden).

11. 4 Star Estates

The new programme of assessing our estates began in April 2014. The Broxtowe Estate was one of the first to be assessed by our Tenant Inspectors and received the maximum 4 stars. The star ratings are now based on partnership working and tenant engagement, alongside the visual appearance of neighbourhoods. Aspley and Broxtowe have traditionally performed well in terms of close partnership working and it is pleasing to see this work recognised.

12. Social return on investment

A recent analysis on work undertaken in the Aspley ward with young people looking for work has proven to be a success, with many of the young people finding full time work or training. It has been calculated that for every £1 invested by NCH, £20.57 was generated in 'social value' which, in this case, was represented by residents perceptions of the area in which they live, opportunities for employment and their perception that the council and NCH act on the priorities they set. NCH are happy to continue this work and methodology for 2015 with Councillor McCulloch and her 'Communities Taking Control' scheme.

13. Cranwell Road

Decommissioning

- out of 84 flats being decommissioned, only one is still occupied and this leaseholder should be agreeing by October 2014 to sell;
- in response to vandalism and Health and Safety issues, rear access to vacant blocks is being secured by NCH repairs teams. Litter and fly-tipping continues to be an issue and NCH caretaking staff and council Neighbourhood Services are doing their best to keep on top of this.

Demolition

- of the 11 blocks and set of five garages, one block remains occupied and three are affected by bat licences. This leaves 7 blocks and garages that NCH could start demolishing from October 2014, with others to follow in December 2014;
- There are cost advantages in commencing the demolition, with all the buildings being ready due to service connections and contract arrangements, so a compromise maybe required to avoid a period of discontinuity.

Construction

- In February 2014, Planning Committee approved 11 bungalows and 17 houses and, in October 2014, a further 8 family houses and a 12 x one-bed apartment block is recommended for approval. The on-site start date is expected to be January 2015, with completion expected in July 2016.

RESOLVED that the thanks of the Committee to Mr Holloway, for the informative presentation, be recorded.

22 CRIME AND DRUGS PARTNERSHIP (CDP) PROVISION IN WEST AREA

The Committee received a joint presentation by Ian Bentley, Crime and Drugs Partnership, and Apollos Clifton-Brown, Framework Housing Association, regarding drug and alcohol use / services within West Area. The main points were as follows:

- in West Area, GPs (based at 11 'health' venues) and pharmacies (at 8 locations), offering drug and alcohol treatment services, are as follows:
 - the Forest Practice, Bilborough, Beechdale and Lime Tree Surgeries, the Strelley Health Centre and Boulevard, Melbourne Park, Bilborough, Grange Farm, RHR and Aspley Medical Centres;
 - Lloyds, Coop, Boots, Vantage and Omega;
- according to the 2012-13 'Crime Survey for England and Wales', the proportion of people who had used cannabis during the previous 12 months year has steadily reduced since a peak in 2003 (down from approximately 11% to 6%);
- however, according to the same survey, use of 'legal highs' or NPS (New Psychoactive Substance) has increased in the last year, as has alcohol-related hospital admissions increase. This shows a shift away from opiates and towards NPS and alcohol.
- currently, one of the most popular [psychoactive](#) plants, which can induce 'visions' and other hallucinatory experiences (with approximately 1.1% of people stating in the survey that they had used it) is Salvia divinorum, also known as Diviner's Sage, Ska María Pastora or Seer's Sage, but usually just by its genus name, Salvia or, as it is native to Mexico and part of the mint plant genus, Mexico Magic Mint;
- another popular 'high' (with approximately 6.1% of people stating in the survey that they had used it – making it the 2nd most popular NPS) is nitrous oxide, also known as laughing gas or hippy crack, which is inhaled and makes users feel euphoric and relaxed, although experts warn it can cause death on the first use due to suffocation.

RESOLVED that the thanks of the Committee to Mr Bentley and Mr Clifton-Brown, for the informative presentation, be recorded.

23 HEALTH PROVISION IN WEST AREA

The Committee received a presentation by Lynne McNiven, Public Health Consultant, regarding health provision in West Area. The main points were as follows:

- During the period April – June 2014, the following numbers of West Area residents accessed:

Service Name

Public Health Nutrition Team	47;
Slimming World	109, of which 34 had a greater/equal to 5% weight loss;
Motivate Men's Health	6;
Active for Life	77;
Be Fit	143;

New Leaf Stop Smoking Service	151, of which 49 had quit for 4 weeks;
NHS Health Checks	43;
Healthy Change Referral Hub	163;
School Nursing Service	874;
Avoidable Injuries Project: IMPS	6 visits (3 schools and 3 hospitals), with 80 pupils targeted;
Dental Health Promotion	<ul style="list-style-type: none">• 9 schools supplied with Teeth Tools for Schools (TT4S) resources;• 3,749 students contacted;• 2 schools actively using TT4S;• 3 special schools actively using TT4S;• 252 students actively engaged;

- Also, during 2013/14 there were 38,695 attendances by Nottingham City residents at sexual health services. Of these attendees, 2,614 were residents of Aspley, and 1,743 of Aspley resident attendances were at Victoria Health Centre;
- Sexual health clinic access in West Area by Nottingham City residents during 2013/14 was 298 at Bilborough College and 140 at Strelley Health Centre;
- C-Card registration and pick up is provided at approximately 15 sites across the West Area.

RESOLVED that the thanks of the Committee to Ms McNiven, for the informative presentation, be recorded.

WEST AREA COMMITTEE 3RD DECEMBER 2014

Title of paper:	AREA CAPITAL FUND - 2013/15 Programme	
Director(s)/ Corporate Director(s):	Andy Vaughan Director of Neighbourhood Services	Wards affected: Aspley, Bilborough, Leen Valley
Report author(s) and contact details:	Deborah Wilson, Neighbourhood Development Officer – Leen Valley Ward 0115 8833741 deborah.wilson@nottinghamcity.gov.uk	
Other colleagues who have provided input:	Nancy Hudson, Projects Officer, Highway Services Tel: 0115 8765633 nancy.hudson@nottinghamcity.gov.uk Julianne Christou Neighbourhood Development Officer –Bilborough Ward 0115 8833739 julianne.christou@nottinghamcity.gov.uk Sioban Campbell Neighbourhood Development Officer – Aspley Ward 0115 8833738 sioban.campbell@nottinghamcity.gov.uk	
Date of consultation with Portfolio Holder(s) (if relevant)		
Relevant Council Plan Strategic Priority:		
Cutting unemployment by a quarter		<input type="checkbox"/>
Cut crime and anti-social behaviour		<input checked="" type="checkbox"/>
Ensure more school leavers get a job, training or further education than any other City		<input type="checkbox"/>
Your neighbourhood as clean as the City Centre		<input checked="" type="checkbox"/>
Help keep your energy bills down		<input type="checkbox"/>
Good access to public transport		<input type="checkbox"/>
Nottingham has a good mix of housing		<input type="checkbox"/>
Nottingham is a good place to do business, invest and create jobs		<input checked="" type="checkbox"/>
Nottingham offers a wide range of leisure activities, parks and sporting events		<input checked="" type="checkbox"/>
Support early intervention activities		<input type="checkbox"/>
Deliver effective, value for money services to our citizens		<input checked="" type="checkbox"/>
Summary of issues (including benefits to citizens/service users):		
This report provides Councillors with: Latest spend proposals under the Area Capital Fund including highways and footpaths.		
Recommendation(s):		
1	a) Note the monies available to Aspley, Bilborough and Leen Valley as outlined in Appendix 1 for Area Capital Fund.	
2	a) That West Area Committee approves the committed schemes for the Leen Valley and Bilborough Wards.	

1. REASONS FOR RECOMMENDATIONS

- 1.1 The Nottingham LTP strategy 2011-2026 maintains a commitment to deliver local transport improvements across Nottingham's Neighbourhoods and prioritises small scale transport improvements of importance to local communities.
- 1.2 As part of the budget process Nottingham City Council approved in March 2013 an LTP capital allocation of £2.5 million citywide between 2013-2015.
- 1.3 To give opportunity for the Area Committee to make comment on suggested schemes and their progress.

2. BACKGROUND (INCLUDING OUTCOMES OF CONSULTATION)

- 2.1 The Area Capital Programme was established to improve the environment of the neighbourhoods and to create a sense of place for residents in order to improve the quality of life of local people. Since it was established in 2006 to meet the then corporate priority of 'Transforming Neighbourhoods', the Area Capital Fund has included a total programme expenditure portfolio of £40 million. The improvements that have been carried out to date using this programme have included: footpaths, fences, visual enhancements to public realm, refurbishment of parks and improvements to public buildings.
- 2.2 Resources are allocated from the Nottingham City Council general fund, the Local Transport Plan (LTP) and from the Housing revenue Account. To achieve a joint approach to environmental improvements in neighbourhoods, a greater degree of flexibility has been established to prioritise and deliver improvements so that there is a synergy in local solutions for local issues across neighbourhoods.
- 2.3 The programme of works is a rolling programme. There have been instances where schemes are started, with strong community involvement and interest, only to be altered at a later stage due to changing circumstances such as economic conditions and changes in land values.
- 2.4 The Area Committee, particularly community representatives, are invited to comment specifically on those schemes identified in the proposals column and also to consider whether certain schemes can be linked to other programmes of work in order to generate best value and create a greater impact on the local area.

3. OTHER OPTIONS CONSIDERED IN MAKING RECOMMENDATIONS

- 3.1 None.

4. FINANCIAL IMPLICATIONS (INCLUDING VALUE FOR MONEY/VAT)

- 4.1 Bringing together the various strands which form part of the Area Capital Programme enables the City Council to respond efficiently in delivering on public realm improvements as identified by local people.

5. RISK MANAGEMENT ISSUES (INCLUDING LEGAL IMPLICATIONS AND CRIME AND DISORDER ACT IMPLICATIONS)

- 5.1 A risk register has been produced which is regularly monitored.

6. EQUALITY IMPACT ASSESSMENT

Has the equality impact been assessed?	<input type="checkbox"/>
Not needed (report does not contain proposals or financial decisions)	<input type="checkbox"/>
No – not needed	<input checked="" type="checkbox"/>
Due regard should be given to the equality implications identified in the EIA.	<input type="checkbox"/>

7. LIST OF BACKGROUND PAPERS OTHER THAN PUBLISHED WORKS OR THOSE DISCLOSING CONFIDENTIAL OR EXEMPT INFORMATION

7.1 Highways Framework Agreement.

8. PUBLISHED DOCUMENTS REFERRED TO IN COMPILING THIS REPORT

8.1 Executive Board Report, 19 February 2013, as part of Item 14, Medium Term Financial Plan 2013/14-2015/16, under Annex 3, Draft Capital Programme.

Aspley Area Capital 2013 - 2015 Programme

Aspley LTP schemes

Location	Type	Councillor Prioritised / Area Committee Approved	Estimate	Estimated start date	Completed	Details
Green parking bays scheme 1	Parking Bays	Prioritised 31 March 2014	£60,000			Part of the Aspley Ward Parking programme
Snickett Scheme 3	Vehicular Access	Prioritised 31 March 2014	£60,000			
Snickett Scheme 4	Vehicular Access	Prioritised 31 March 2014	£59,500			
Bells Lane	Traffic calming	Approved November 2013	£15,000			Traffic calming and speed reduction measures on Bells Lane
Bells Lane	Lining	Approved May 2013	£1,500			Install "Slow" markings on Bells Lane

Total LTP schemes* £196,000

Aspley Public Realm schemes

Location	Type	Councillor Prioritised / Area Committee Approved	Estimate	Estimated start date	Completed	Details
Minver Crescent	footpaths	Prioritised 1 May 2014	£58,800			Cllr contribution to the northern footpath section of the Minver Crescent carriageway and footpath works.
Woodfield Road Wall Phase 2	Wall Scheme	Prioritised 31 March 2014	£60,454	May/June 2014		Partnership scheme with NCH; continuation of Woodfield Road Walls Phase 1
Aspley Ward	Skip	Approved November 2013	£10,000			Contribution to 2013 Aspley Ward Skip Scheme

Total Public Realm schemes** £129,254

Aspley decommitments

Location	Type	Reason	Amount	Details

Total Decommitted*** £0

Total 2013-2015 LTP allocation £196,000

LTP carried forward from 2011-2013 £0

2013 - 2014 Public Realm allocation £58,800

Public Realm carried forward £11,654

2014 – 2015 Public Realm allocation £58,800

Total Available 2013 - 2015 ACF £325,254

*Less LTP schemes - £196,000

**Less Public Realm schemes - £129,254

***Decommitted funds + £0

Remaining available balance £0

LTP element remaining £0 £0

Public Realm element remaining £0 £58,800

Bilborough Area Capital 2013 - 2015

Bilborough LTP schemes

Location	Type	Councillor Prioritised / Area Committee Approved	Estimate	Estimated start date	Completed	Details
Melford Road	Footpaths	Approved November 2013	£67,570	March 2014	yes	Footpath resurfacing to remainder of Melford Road - any surplus to be decommitted - total cost £129,134
Fremount Drive	Crossing Improvements	Approved November 2013	£2,000	tbc		Additional contribution to previously approved scheme
Access Rd off Cockington Rd	Lining	Approved September 2013	£5,000	tbc		School Clearway markings and parking restrictions on approach road.
Park Crescent	TRO	Approved September 2013	£5,000	tbc		Junction protection
Fremount Drive	Crossing Improvements	Approved September 2013	£10,000	tbc		Improve crossing provision at Wigman Road junction
Various	Zebrites	Approved September 2013	£15,000	tbc		Install Zebrites on Bracebridge Drive and Beechdale Road crossings.
Staverton Road	Footpaths	Approved September 2013	£42,048	-	yes	Footpath resurfacing between Graylands Road and Orion Close
Graylands Road	Footpaths	Approved September 2013	£23,383	-	yes	Footpath resurfacing between Bracebridge Drive and Staverton Road
Melford Road	Footpaths	Approved September 2013	£48,436	-	yes	Footpath resurfacing between Bracebridge Drive and Caincross Road
Various	TRO	Approved September 2013	£15,000			Contribution towards TRO on Wigman Road, Glaisdale Drive West & Denholme Road

Total LTP schemes*

£233,437

Bilborough Public Realm schemes

Location	Type	Councillor Prioritised / Area Committee Approved	Estimate	Estimated start date	Completed	Details
Wigman Road 3	Feasibility Study	Prioritised 4 November 2014	£3,000			Pedestrian/cyclist access improvement scheme between Bracebridge Road and Strelley Road
Harvey Hadden	Contribution	Prioritised 20 October 2014	£8,250			Third party contribution to WREN bid for Harvey Hadden landscape works project
Wigman Road	zebra crossing	Approved September 2014	£43,108	tbc		Installation of zebra crossing on Wigman Road
Wigman Road	Feasibility Study	Approved May 2014	£3,000	tbc		Enhanced feasibility study into zebra crossings at two identified sites on Wigman Road
Birchover Road	Survey	Approved May 2014	£600	tbc		One week speed survey on Birchover Road
Bilborough Ward Parking	Consultation	Approved May 2014	£1,000	tbc		Parking consultation in Beechdale and Glaisdale areas
Bilborough Park	Footpath	Approved February 2014	£12,500	tbc		Installation of footpath from Stanwick Close and Calveley Road towards Wigman Road (contribution to £27,500 scheme)
Bilborough Ward	Benches	Approved February 2014	£12,000	-	decommitted	Purchase and installation of benches across

						Bilborough Ward
Melford Road	Footpaths	Approved November 2013	£61,564	March 2014	yes	PR contribution to footpath resurfacing above-total cost £129,134

Total Public Realm schemes**

£145,022

Bilborough decommitments

Location	Type	Reason	Amount	Details
Previously Decommitted schemes			£19,884	

Total De-committed***

£19,884

2013-2015 LTP allocation

£166,000

LTP carried forward from 2011-2013

£67,437

2013 - 2014 Public Realm allocation

£49,800

Public Realm carried forward

£36,181

2014 - 2015 Public Realm allocation

£49,800

Total Available 2013 - 2015 ACF

£369,218

*Less LTP schemes

- £233,437

**Less Public Realm schemes

- £145,022

***Decommitted funds

+ £19,884

Remaining available balance

£10,643

LTP element remaining

£0

Public Realm element remaining

£10,643

Leen Valley Area Capital 2013 - 2015 Programme

Leen Valley LTP schemes

Location	Type	Councillor Prioritised / Area Committee Approved	Estimate	Estimated start date	Completed	Details
Trentham Drive junctions	TRO	Prioritised 5 November 2014	£8,000			Junction protection at all Trentham Drive junctions
Medway Street	TRO	Prioritised 24 October 2014	£6,000			Amendment to TRO to accommodate changes to parking bays and new signage
Trentham Drive	VAS	Approved September 2014	£3,500	tbc		Investigation costs for decommitted scheme on Trentham Drive
Southwold Drive	Feasibility Study	Approved September 2014	£2,000	tbc		Undertake a feasibility study for the implementation of a one-way system and associated costs
Beechdale Road	TRO	Approved May 2014	£6,800	tbc		Package of measures to ensure clear access to Doctor's Surgery
Chadwick Road	Road safety	Approved February 2014	£39,500	tbc		Raised/narrowed side road entry, No Entry signs onto Chadwick Rd and Unsuitable for HGV signs / vehicular turning area on Old Alfreton Rd
Apley Lane	Parking order	Approved February 2014	£3,000	tbc		Parking order to prevent parking on verges and complement TRO TMP 6997
Nuthall Road	Pedestrian safety	Approved February 2014	£10,500	tbc		Footway build-out near Bobbers Mill Café to be combined with work introducing waiting restrictions outside businesses
Leen Valley Signs	Signage	Approved February 2014	£2,500	tbc		No Through Road signs / street name plates on Grace Drive, Western Gardens, Nuthall Gardens and Staindale Drive
Beechdale Road / Robins Wood Road	Zebrites	Approved February 2014	£5,000	tbc		Zebrites at Beechdale Rd/Robins Wood Rd crossing to match up with other side as agreed with Bilborough Ward Councillors.

Total LTP schemes*

£86,800

Leen Valley Public Realm schemes

Location / Scheme	Type	Councillor Prioritised / Area Committee Approved	Estimate	Estimated start date	Completed	Details

Total Public Realm schemes**

£0

Leen Valley Area Capital decommitments

Location	Type	Reason	Amount	Details
Previously decommitted schemes			£14,000	

Total De-committed***

£14,000

2013-2015 LTP allocation		£84,000
LTP carried forward from 2011-2013		£9,980
2013 - 2014 Public Realm allocation		£25,200
Public Realm carried forward		£108
2014 - 2015 Public Realm allocation		£25,200
Total Available 2013 - 2015 ACF		£144,488
<i>*Less LTP schemes</i>	-	£78,800
<i>**Less Public Realm schemes</i>	-	£0
<i>***Decommitted funds</i>	+	£14,000
Remaining available balance		£71,688
LTP element remaining		£21,180
Public Realm element remaining		£50,508

WEST AREA COMMITTEE 3RD DECEMBER 2014

Title of paper:	WARD COUNCILLOR ALLOCATIONS/DELEGATED AUTHORITY PROJECTS	
Director(s)/ Corporate Director(s):	Andy Vaughan, Director of Neighbourhood Services	Wards affected: Aspley, Bilborough and Leen Valley
Report author(s) and contact details:	Sioban Campbell, Neighbourhood Development Officer, Aspley 0115 88 33738 sioban.campbell@nottinghamcity.gov.uk	
Other colleagues who have provided input:	Anita Winter Senior Accounts Technician anita.winter@nottinghamcity.gov.uk 0115 8763714 Julianne Christou, Neighbourhood Development Officer, Bilborough 0115 88 33739 julianne.christou@nottinghamcity.gov.uk ; Deborah Wilson, Neighbourhood Development Officer, Leen Valley 0115 88 33741 deborah.wilson@nottinghamcity.gov.uk	
Date of consultation with Portfolio Holder(s) (if relevant)	Not relevant	
Relevant Council Plan Strategic Priority:		
Cutting unemployment by a quarter		<input checked="" type="checkbox"/>
Cut crime and anti-social behaviour		<input checked="" type="checkbox"/>
Ensure more school leavers get a job, training or further education than any other City		<input checked="" type="checkbox"/>
Your neighbourhood as clean as the City Centre		<input checked="" type="checkbox"/>
Help keep your energy bills down		<input checked="" type="checkbox"/>
Good access to public transport		<input checked="" type="checkbox"/>
Nottingham has a good mix of housing		<input checked="" type="checkbox"/>
Nottingham is a good place to do business, invest and create jobs		<input checked="" type="checkbox"/>
Nottingham offers a wide range of leisure activities, parks and sporting events		<input checked="" type="checkbox"/>
Support early intervention activities		<input checked="" type="checkbox"/>
Deliver effective, value for money services to our citizens		<input checked="" type="checkbox"/>
Summary of issues (including benefits to citizens/service users):		
This report advises the Area Committee of the use of Delegated Authority by the Director of Neighbourhood Services.		
Recommendation(s):		
1	That the Area Committee note the actions agreed by the Director of Neighbourhood Services in respect of projects and schemes within West Area, detailed in Appendix A.	

2. REASONS FOR RECOMMENDATIONS

- 2.1 Records detailing Members spending decisions and consultation are shown in the attached Appendix. In accordance with the Constitution the Area Committee is required to note spending decisions taken by Ward Members.

3. BACKGROUND (INCLUDING OUTCOMES OF CONSULTATION)

- 3.1 This action follows the arrangements established by the Executive Board to allow for spending approvals through individual Members' budget allocations.

4. OTHER OPTIONS CONSIDERED IN MAKING RECOMMENDATIONS

- 4.1 None

5. FINANCIAL IMPLICATIONS (INCLUDING VALUE FOR MONEY/VAT)

- 5.1 Members had an individual allocation for 2014/15 of £5000 each, Arrangements agreed by Executive Board for spending the money were reported to the Area Committee at its meeting in May 2014.
- 5.2 Aspley Ward was also granted a sum of £18,194 and Bilborough £15,337 under the heading - Indices of Multiple Deprivation (IMD) funding.

6. RISK MANAGEMENT ISSUES (INCLUDING LEGAL IMPLICATIONS AND CRIME AND DISORDER ACT IMPLICATIONS)

- 6.1 These arrangements provide transparency and regulation to the spending of individual Member's allocation.
- 6.2 The funds allocated by Area Committee are used to address diverse needs from various sections of the community and reduce inequalities.

7. EQUALITY IMPACT ASSESSMENT

Has the equality impact been assessed?	<input type="checkbox"/>
Not needed (report does not contain proposals or financial decisions)	<input type="checkbox"/>
No - Individual Councillors make decisions about their allocations and many groups funded seek to reduce inequalities	<input checked="" type="checkbox"/>
Due regard should be given to the equality implications identified in the EIA.	<input type="checkbox"/>

8. LIST OF BACKGROUND PAPERS OTHER THAN PUBLISHED WORKS OR THOSE DISCLOSING CONFIDENTIAL OR EXEMPT INFORMATION

- 8.1 Delegated authority for each scheme listed in Appendix A is held by the Committee Section.

9. PUBLISHED DOCUMENTS REFERRED TO IN COMPILING THIS REPORT

Executive Board – 20th May 2008 – Ward Member Budgets.

Aspley Ward Cllr Delegated Authority, May-December 2014

Councillor Chapman

Councillor Unczur

Councillor McCulloch

Project/Group	Amount	Status
Bodmin Drive no ball game sign	£70.00	Complete
Beckley Road CCTV - Scheme no longer viable	-£7,045.85	Complete
Bells Lane Island Planting Scheme	£400.00	Complete
King George Cycle Mania event	£460.00	Complete
Melbourne Road Allotment Clean up	£1,300.00	Complete
Sixways Community Centre - Unity Football	£1,740.00	Complete
Aspley Ward Skips Scheme	£10,000.00	Complete
Salvation Army Funday Melbourne Park	£300.00	Complete
TravelRight Community Bike Ride	£90.00	Complete
Shepton Crescent Fencing Scheme	£1,613.45	Complete
Commodore Gardens	£3,495.00	Complete
Aspley Park FC	£500.00	Complete
Bells Lane Warning Sign and Lining	£800.00	Complete
Filipino Group	£500.00	Complete
The Hope Centre - Community Event	£390.00	Complete
Aspley Ward Children Centre Community Event	£400.00	Complete
Communities Taking Control Celebration Event	£1,400.00	Complete
Nottingham Rotary Club - Local Tournament	£500.00	Complete
Aspley Christmas Tree and Lights	£2,500.00	Complete
Bells Lane Camp 2014	£600.00	Committed
Bells Lane Children's Christmas Party 2014	£500.00	Committed
Bells Lane Older Peoples Christmas Event 2014	£500.00	Committed
Phoenix Adventure Playground Christmas Parties 2014	£500.00	Committed
Travel Right Christmas Party 2014	£500.00	Committed
TOTAL	£22,012.60	

Unspent Cllr Balance Brought c/fw 2014	£31,252.63
Cllr Budget Allocated 14/15	£33,195.00
Total available allocation 2014/15	£64,447.63

Completed allocated Funds	£19,412.60
Committed Funds this period	£2,600.00

Remaining Balance	£61,847.63
--------------------------	-------------------

Bilborough Ward Councillor Delegated Authority, May- December 2014

Councillor Smith
Councillor Watson
Councillor Wood

Project/Group	Amount	Status
DADTRA Hanging Baskets Event	£250.00	Complete
Strelley Village Green Fun Day	£500.00	Complete
Carer's Road Show	£500.00	Complete
Rainbow Mums & Tots	£945.00	Complete
Hanover bench 'Elderberries'	£380.00	Complete
West 8 Partnership 'Holiday Club'	£4,500.00	Complete
75 th Nottingham Scout Group	£100.00	Complete
Strelley Community Club	£1,000.00	Complete
Bin for Fircroft	£320.00	Complete
Skip Hire: Helston & Farndale	£1,301.00	Complete
Beechdale Toddlers	£500.00	Complete
Bilborough Christmas Festival	£4,000.00	Committed
NCVS - Volunteer Awards	£100.00	Committed
Beechdale Community Association Security Camera	£250.00	Committed
Community Partnership Forum - Community Garden	£1,500.00	Committed
Grange Farm Medical Practice on behalf of Patient Participation Group	£163.20	Committed
Rosedale Park Improvement	£10,000.00	Committed
Hope Centre Foodbank	£10,000.00	Committed
Hope Centre - Cooking on a budget Cookbooks & Stickers	£500.00	Committed
NCH 4 x Sign and Smile Sessions	£250.00	Committed
Rotary Club - Football Club	£1,000.00	Committed
Bilborough Gems	£300.00	Committed
Hoylake Park Contribution	£50,000	Committed

Total **£38,359.20**

Unspent Cllr Balance Brought c/fw	£5,947.00
Uncommitted Balance b/fwd 13/14	£149,094.00
Cllr Budget Allocated 14/15	£30,336.00
Total available allocation 2014/15	£185,377.00

Allocated Funds Complete	£10,296.00
Allocated Funds Committed this period	£58,063.20

Remaining Balance **£127,313.80**

**Leen Valley Ward Councillor Delegated
Authority – October - November 2014**

Councillor Jenkins

Councillor Saghir

Project	Amount	Satus
Travelright Cycle Mania Event	£184	Complete
Local Issues Fund	£1500	Complete
Environmental Issues Fund	£1500	Complete
Salvation Army Fun Day	£200	Complete
The Great Project	£1000	Complete
Christmas Lights Phase 1	£1648	Committed
Christmas Lights Phase 2	£3780.24	Committed
Moorfield Allotments	£1000	Committed
Volunteer Event	£100	Committed

TOTAL **£10912.24**

Unspent Cllr Balance brought c/fw	£564
Uncommitted balance b/fw 13/14	£56,989
Cllr Budget Allocation 14/15	£10,000
Total available allocation 2014/15	£67,553
Allocated Funds – including Committed	£10,912.24
Remaining Balance	57,640.76

This page is intentionally left blank

WEST AREA COMMITTEE 3rd December 2014

Title of paper:	WARD PERFORMANCE REPORTS - Q2	
Director(s)/ Corporate Director(s):	Andy Vaughan, Director of Neighbourhood Services	Wards affected: Aspley, Bilborough and Leen Valley
Report author(s) and contact details:	Heidi May, Locality Manager, 07983718859 heidi.may@nottinghamcity.gov.uk Neighbourhood Development Officers: Sioban Campbell, 0115 8833738 sioban.campbell@nottinghamcity.gov.uk Julianne Christou 0115 8833739 julianne.christou@nottinghamcity.gov.uk Deborah Wilson 0115 8833741 deborah.wilson@nottinghamcity.gov.uk	
Other colleagues who have provided input:	Dave Halstead, Head of City Services dave.halstead@nottinghamcity.gov.uk Leslie Marriott, Crime and Drugs Partnership Analyst leslie.marriott@nottinghamcity.gov.uk	
Date of consultation with Portfolio Holder(s) (if relevant)	Not relevant	
Relevant Council Plan Strategic Priority:		
Cutting unemployment by a quarter		<input checked="" type="checkbox"/>
Cut crime and anti-social behaviour		<input checked="" type="checkbox"/>
Ensure more school leavers get a job, training or further education than any other City		<input checked="" type="checkbox"/>
Your neighbourhood as clean as the City Centre		<input checked="" type="checkbox"/>
Help keep your energy bills down		<input checked="" type="checkbox"/>
Good access to public transport		<input checked="" type="checkbox"/>
Nottingham has a good mix of housing		<input checked="" type="checkbox"/>
Nottingham is a good place to do business, invest and create jobs		<input checked="" type="checkbox"/>
Nottingham offers a wide range of leisure activities, parks and sporting events		<input checked="" type="checkbox"/>
Support early intervention activities		<input checked="" type="checkbox"/>
Deliver effective, value for money services to our citizens		<input checked="" type="checkbox"/>
Summary of issues (including benefits to citizens/service users):		
<p>The following is a brief summary by the respective Ward Neighbourhood Development Officers highlighting key issues:</p> <p><u>WARD: ASPLEY, (Aspley, Bells Lane and Broxtowe Beats) Neighbourhood Development Officer, Sioban Campbell</u></p> <p>Key Successes Small Steps Big Changes Promotion event at Minver Sports Centre 23rd October 2014 As part of the SSBC (Small Steps Big Changes) funding, in partnership with SSBC and Aspley Partnership. We held an open day at the Minver Sports Centre during half-term to promote the new SSBC programme. The event was a great success with 130 people/children in attendance.</p>		

What is SSBC?

Nottingham is one of 15 areas to be awarded a share of £185 million from The Big Lottery Fund in 2013 to develop long-term plans to support parents of children aged three and under in four of the Nottingham's wards.

Small Steps Big Changes (SSBC) is an opportunity to change the lives and life chances of Nottingham children in Aspley, Bulwell, Arboretum & St Ann's.

- SSBC will scale what works to improve the lives of young children in four areas of the city, including successful local initiatives such as:
- peer breast-feeding support
- supported book-gifting
- parent-child relationship programmes
- infant massage classes
- 'learning-through-play' schemes in the homes.
- Through co-production and parent-powered change, the program will drive the creation of the ten year Lottery-funded programme that will focus on preventing problems and helping children to live happy, healthy and fulfilled lives.

Emerging issues

Nottinghamshire Police have just completed their 5 streets in 5 weeks. Findings to be reported back.

The NAT (Aspley Neighbourhood Action Team)

November NAT – presentations from Safeguarding and the attendance officers at Ambleside and Rosslyn School.

WARD: Bilborough (Balloon Woods, Bilborough, Denewood and Strelley Beats) Neighbourhood Development Officer, Julianne Christou

Key Successes

- Set up a steering group for a new project 'Our Place' working with a range of partners including: Groundwork, BEST, Housing Association. Its aim is to improve intergenerational cohesion.
- Funding and partner commitment to hold a Bilborough Gems initiative this year.
- The Space Arts project which aims to encourage local participation in the Arts has proved a great success. Some achievements include: art in schools with parents and children, Bilborough resident participation in Lakeside Arts Centre.
- New Tenants and Residents Association in the Beechdale Area.
- Refurbishment of Strelley Social Club to become a community centre for the area, with improvements to the exterior and a revitalised boxing club.
- Improvements at the junction of Fremount Drive and Wigman Road to make it safer for pedestrians and drivers.
- New houses, flats and bungalows on Cranwell Road.
- Traffic safety improvements on the Firbeck Estate and the junction of Westwick Road and Birchover Road to make the areas safer for schoolchildren.
- A new footpath on Harvey Hadden Park from the Chingford Road area to Wigman Road, which has been requested by residents.

Emerging issues

- A small number of young people causing anti-social behaviour. NAT partners are working together to deal with this issue.
- Parking remains a huge issue for many areas, consultation is ongoing with local residents
- The Cranwell Road demolition is an ongoing issue.

Events Planned

- The Christmas Celebration 'Festival of Light and Colour'
- A Health Awareness event for the winter
- Consultation for Friends of Hoylake Park
- 'Make time for Tea' event for Older People

What is the Neighbourhood Action Team (NAT) focusing its work on?

The NAT continues its work on reviewing ward priorities, and the next phase will be to strengthen actions around the health theme.

-
- Continuing to work with young people and how they can support older people in the Ward, through the 'Our Place Project'.
- Supporting the work of the Great Project and the Poster competition.

WARD: Leen Valley (Beechdale, Ainsley and Hyson Green Beats) Neighbourhood Development Officer, Deborah Wilson

Key Successes

- Holding a multi-agency partnership Community Event at new Whitemoor Baptist Church in the Hyson Green part of the Ward. This included fun activities, partners raising awareness about their services, exercise classes, and bulb planting sessions. It was well attended by both partners and residents and strengthened community engagement in this part of the Ward.
- Building on road safety in Kingsbury Drive, a survey was conducted at Parents' evenings at St Teresa's and a parents' action group has been set up. Recent activity includes participation in the Footprints Campaign, the launch of two 'Park and Strides'
- Youth work has been gaining in strength and numbers on the Robert Shaw Community Field.
- A partnership to conduct research in Leen Valley Ward has just begun with Groundwork and the University. The aim of the research is to find out what services are being used where by Leen Valley Residents; to assess needs for future developments and find out if any residents want to become more involved in community activity. This work is funded by the University.
- Providing lights for Christmas, Eid and Diwali for the first time in this Ward.

Emerging issues

- Making improvements and Starter Plots at Moorfield Allotments.
- Finding a community venue, most pressingly for Youth work.
- The building of 340 houses in Chalfont Drive, what services can accommodate them e.g. health; and the impact it might have on already difficult traffic conditions in the area.
- The continuing evolving issues of workplace parking and school transport.

Events that have happened

- St Teresa's Parents' evenings.
- Leen Valley Community Event at Whitemore Baptist Church.
- Beechdale Local Action Group.

Events planned

- Democracy and voting registration event at Bluecoat Academy.
- Leader Listens Event at Bluecoat Academy.

What is the Neighbourhood Action Team (NAT) focusing its work on?

- Linking of Beat Team and other NAT Team partners to local Schools and School Councils
- Progressing an add-on Poster competition with primary schools involvement in the 'Great'

- Project. The Great Project aims to raise awareness about healthy relationships.
- Enforcement issues around fly tipping and environmental issues.
 - Working to ensure enforcement is strong wherever environmental issues emerge.

Recommendation(s):

1	Area Committee note and comment on the Ward Performance Reports for quarter 2 - 2014/15
----------	---

1. REASONS FOR RECOMMENDATIONS

- 1.1 Ward performance reports provide a descriptive and statistical picture of what is happening at a ward level and invite community representatives to comment, debate, challenge and identify how they can add value to improve their neighbourhoods.
- 1.2 Ward performance reports also monitor progress in the wards and act as a catalyst.

2. BACKGROUND (INCLUDING OUTCOMES OF CONSULTATION)

- 2.1 Neighbourhood Working has been important for a number of years in Nottingham as a means of engaging better with citizens and to drive forward service improvement.
- 2.2 The Nottingham Plan has a goal that “public service delivery will be better integrated and appropriately devolved, ensuring more accessible and responsive services for all, and giving residents more control over what happens in their neighbourhoods”; the Ward Performance Reports help to support this.
- 2.3 The Ward Performance Reports capture work at a local level to support the Nottingham Plan; it is a short summary of key updates on priorities and issues in the ward. More detailed implementation plans sit behind the report, such as the Ward Plans and other partners’ implementation plans.
- 2.4 It was agreed by the North Locality Board, that the focus for the Board moving forward would be Employability, Domestic Violence and Violence, Public Realm and Anti Social Behaviour. The board will maintain a focus on crime, but the targets have been broadened out to reflect the local needs and priorities of the North. The Locality Board, together with partners will take a proactive approach. The board will be reviewing evidence including statistics every month to ensure good progress. Area Chairs, or their nominated representatives are invited. Minutes are issued to all Ward Councillors.
- 2.5 The Ward Performance Reports are co-ordinated by Neighbourhood Development Officers every quarter, with the data analysis undertaken by the Crime and Drugs Partnership.

3. OTHER OPTIONS CONSIDERED IN MAKING RECOMMENDATIONS

- 3.1 None

4. FINANCIAL IMPLICATIONS (INCLUDING VALUE FOR MONEY/VAT)

- 4.1 None

5. **RISK MANAGEMENT ISSUES (INCLUDING LEGAL IMPLICATIONS AND CRIME AND DISORDER ACT IMPLICATIONS)**

5.1 Consideration of the above is integral to all the activity that is contained in this report. Reduction of crime and disorder is a key goal of a large proportion of the initiatives described.

6. **EQUALITY IMPACT ASSESSMENT**

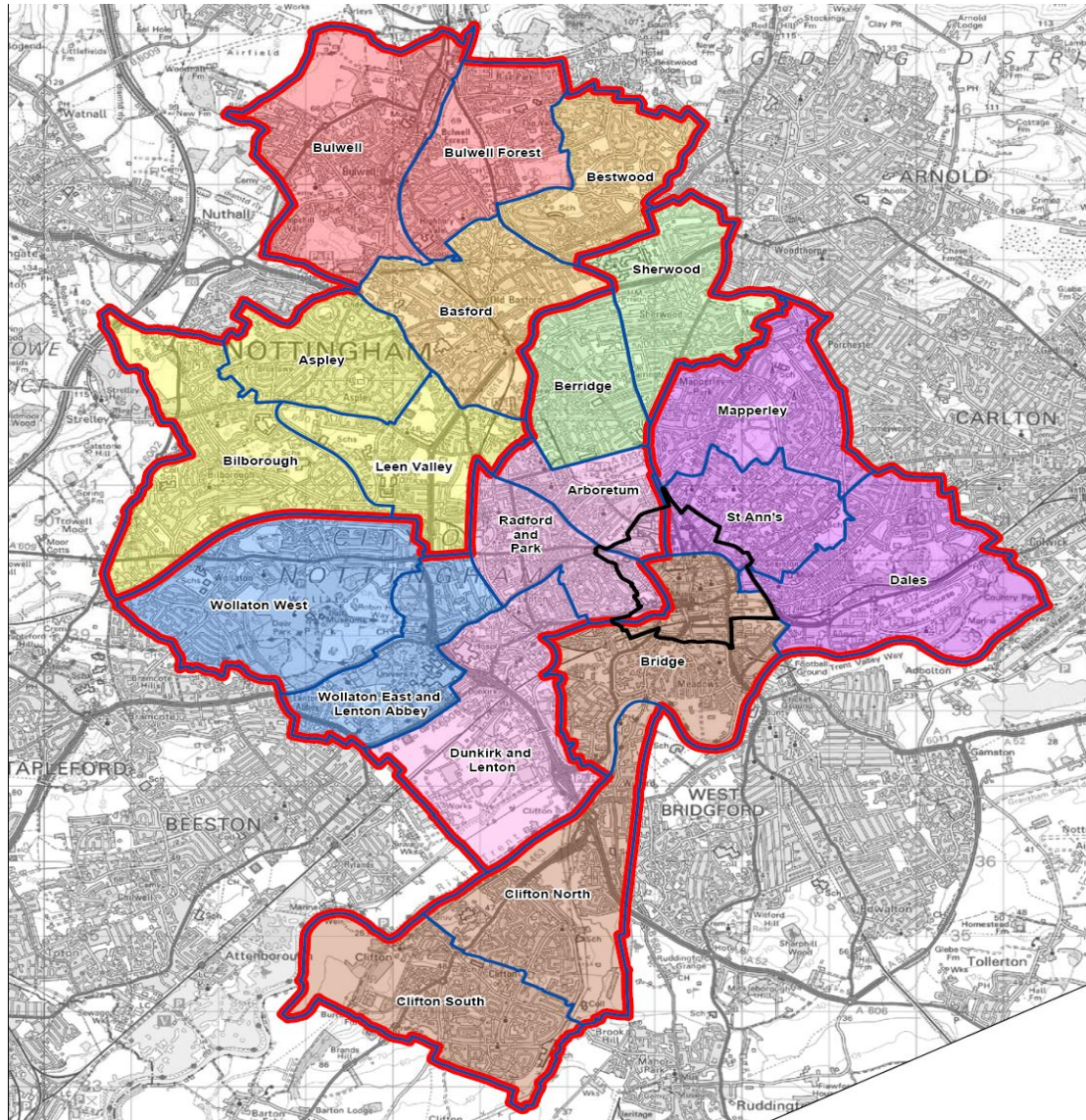
Has the equality impact been assessed?	<input type="checkbox"/>
Not needed (report does not contain proposals or financial decisions)	<input type="checkbox"/>
No – not needed	<input checked="" type="checkbox"/>
Due regard should be given to the equality implications identified in the EIA	<input type="checkbox"/>

7. **LIST OF BACKGROUND PAPERS OTHER THAN PUBLISHED WORKS OR THOSE DISCLOSING CONFIDENTIAL OR EXEMPT INFORMATION**

7.1 Neighbourhood Working Framework 2012 CLT report.

8. **PUBLISHED DOCUMENTS REFERRED TO IN COMPILING THIS REPORT**

8.1 None.



Aspley

Aspley - Ward Priorities

Ward:	
Aspley Ward STRATEGIC THEME -	Aspley Ward LOCAL PRIORITIES
Families Nottingham	<ul style="list-style-type: none"> a) Embed Family Support Strategy via use of Family Support Pathway at a Ward Level (Improve Services and support available for young people and families) b) Work with Partners to improve early intervention with Families inc increasing use of CAF, referral routes into Family Community Team Family Support services and workforce development (Improve quality of life and aspirations for young people) c) Increase awareness and engagement of the impact on children and young people of domestic violence (Behaviours of young people) d) Review approaches to delivering services for Children and young people living within the Aspley Ward (Lack of appropriate provision for young people)
Neighbourhood Nottingham	<ul style="list-style-type: none"> a) Maintain 4* rating by NCH tenant inspectors (The rating now includes opportunities for involvement, partnership working alongside the cleanliness of the estate) b) Improve visual appearance of neighbourhoods (Improve cleanliness in ward; ii) Tackle grot spots; iii)Overgrown hedges and untidy gardens c) Reduce incidents of dog fouling on streets
Safer Nottingham	<ul style="list-style-type: none"> a) Anti Social Behaviour b) Drugs c) Criminal Damage
Healthier Nottingham	<ul style="list-style-type: none"> 1) Sexual Health 2) Alcohol/ or smoking (Community groups/Cllrs and NAT to decide of the two) 3) Mental health or Child & Adult Obesity (Community groups/Cllrs and NAT to decide of the two)
Working Nottingham	<ul style="list-style-type: none"> a) Jobs b) Training

Aspley Ward Community Engagement

Ward Walk

Area/ Estate	Date/ Time	Meeting Point
ASPLEY Estate, following streets: Tunstall Crescent, Brinsley Close, Harwill Crescent, Maltby Close, Winsford Close, Tiverton Close, Bodmin Drive, Redmile Road, Camborne Drive, Penrith Crescent, Berrydown Close, Tenbury Crescent, Abingdon Square, Fulwood Crescent	10.30am-12.30pm Monday 17 th November 2014	Aspley Community Training Centre Minver Sports Centre, Aspley Nottingham NG8 5PN

Community Events / Activities / Engagement

Area/ Estate	Date/ Time	Meeting Point
Aspley Light Switch up & NCC budget engagement	Friday 28 th November, 5.00-8.00pm	Junction of Melbourne and Aspley Lane and Bluecoat School
Broxtowe Community Group Christmas Event	Saturday 29 th November, 12-4pm	The Hope Centre, off Westleigh Road, Broxtowe
Aspley and Strelley Christmas Talent Show	Saturday 13 th December, 2pm	The Strelley Social Club, Helston Drive, Strelley
Bells Lane Children's Christmas Party	Saturday 20 th December 2014, time tbc	Bells Lane Community Centre, off Amesbury Circus, Bells Lane Estate
Phoenix Adventure Christmas Parties (contributed £500)	Wednesday 24 th December 2014, time tbc Wednesday 31 st December 2014, time tbc	Phoenix Adventure Playground, off Westleigh Road, Broxtowe Country Park
TravelRight Christmas Party	Sunday 14 th December 2014, 12.00-6.00pm	Strelley Social Club, Helston Drive, Strelley

Finance

Aspley Ward Councillor Budgets

Total Amount committed this period £2,600

Budget Remaining £42,435.03 (2014/2015)

Aspley Area Capital Fund

Total Amount committed this period £0

Budget Remaining £0 (2013-2015)

Others – Section 106

None this period

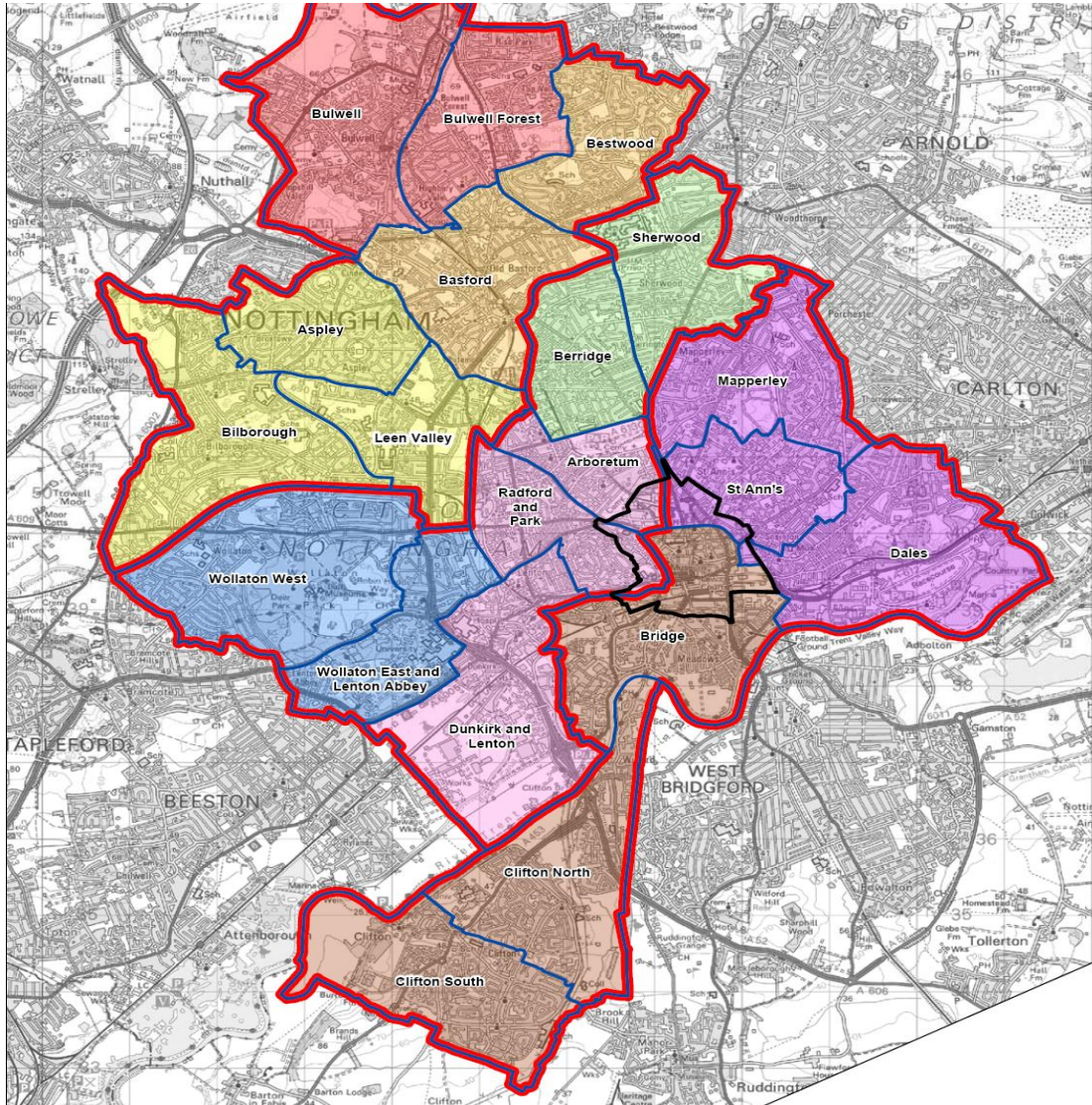
Aspley NCH ‘Environmentals’

Total Amount committed this period £0

Budget Remaining £18,500.25 (2014/2015)

Other Funding

None this period



Bilborough

Bilborough Ward Priorities

Theme	Priorities	Key Actions	Outcome (Methods of evaluation)	Lead
Safer	To increase the number of people signed up to and using the Neighbourhood Alert Scheme (NAS) in the Ward	To use the Neighbourhood Action Teams (NAT) potential to publicise the Alert Scheme at every engagement opportunity with the public. e.g. Roadshows being planned for the Denewood, Strelley & Balloon Woods Beats Autumn 2014.	Increased numbers across the area will ensure more effective crime prevention/engagement.	Police
	Utilise the Alert system to increase and promote Neighbourhood Watch (NHW) throughout the ward.	Partners involved in the NAT to promote and identify potential coordinators from the community. Especially in groups under represented in the ward.	NHW will be key to delivering quality community engagement, crime prevention, and give the community the opportunity to help reduce crime and ASB.	Police
	Reduce crime and Anti Social Behaviour in the Bilborough Ward.	To agree suitable priorities through the NAT, based on Community feedback through engagement by all NAT agencies.	Problem solving plans will be produced and	Police

	<p>Ensure this is linked to the concerns and fears of the community in our priority setting process.</p> <p>Safeguarding</p>	<p>To utilise NAT process to deliver joint services approach to reduce crime and Anti Social Behaviour (ASB). Feedback from the community in the four Bilborough beats showed the main concerns raised are ASB: 1. Youths using mini-motos in an anti-social manner 2. Rowdy nuisance behaviour 3. Groups of youths hanging around 4. Speeding</p> <p>The big group of YP causing ASB earlier in the year has decreased due to the targeted coordinated work by Police, Family & Community Team (FCT) & Nottingham City Homes (NCH). However a very small group travel around the area causing ASB. The police are targeting this group, being fluid with their patrols and actions so can maintain their efforts to reduce the offending.</p> <p>Councillors looking into improving lighting at the Bilborough Library. Fire service to support patrol of 'Hot Spots' & use of community outreach vehicle for future events</p> <p>1) The Great Project in local primary schools (yrs 5 & 6) 2) Bilborough families are being referred to the 'Stronger Families Programme'. 3) 'Duty System' currently delivered at Broxtowe Children's Centre, Mon-Fri 8am - 6pm.</p>	<p>maintained by Police. Each plan will evaluate the outcome of the priority. The plans will be 'SMART'. We will ensure the work conducted is fed back into the community.</p> <p>Hot spot areas are seeing a vast improvement, due to targeted work. The location is fluid.</p> <p>Support children in their positive relationships Offers families support with DV, behaviour, benefits etc.</p>	<p>Police and Neighbourhood Action Team (NAT) Partners</p>
--	--	--	---	---

	Develop links between the NAT process and Schools in the Ward. This would help improve engagement with young people in the area, and ensure the Schools are involved in the local community.	Help to establish Student Councils within our schools. These Councils will then be able to represent the needs of the school and the young people who attend them. NDO to visit the newly elected School Council at the New Academy, Bluecoat & Beechdale Academy (formally Hadden Park High) Nov '14. Cllr WS to discuss visiting Melbury Primary in Autumn Term.	Effective engagement/ inclusion of the schools in our area. Empowering young people to be part of the problem solving process in our area will enable us to prevent crime and ensure interventions are relevant to this group of people.	NAT Partners
	Fire Prevention	To approach local schools to deliver Riskwatch Fire and Burns Programme.	To increase fire safety awareness within the home and reduce dwelling fires.	Fire Service
		Posters to reduce accidental fires by older people have been put up in the local area, to be consulted on, to see if they help reduce fires.	Reduce fire risks for older people, by increasing awareness of risks.	
Reduce speeding in the Ward	Speeding initiative carried out on Birchover & Trowel Roads. Main 'arterial' routes to be done in Summer'14 e.g. Beechdale, Wigman and Glaisdale Roads. Publicise initiatives to act as a deterrent.	Enforcement action taken against offenders Increase awareness of speeding	Police	

Neighbourhoods	<p>Improve appearance of Neighbourhoods/gardens/hedges</p>	<p>Complete Health and Safety Inspections and continue to carry out estate inspections to identify breeched of tenancy and ensure the estates reach the 4 Star standards. The 'Estate assessment' is based on the visual appearance & partnership activity. To be achieved through community involvement activities & enhanced partnership working: ward walks, attendance at Community Fun Days e.g. Strelley Community Day in August. Melbury Primary School to be approached to take part in 'Junior Ace Inspections'.</p>	<p>To achieve 4 stars by Improved appearance, reduction in rubbish, increased community pride</p>	<p>Nottingham City Homes (NCH) City Services</p>
	<p>Improvements to the local area</p>	<p>Improvements to the Strelley Community Club & others see NCH 'Environmentals' Demolition Work continues on the Cranwell Estate, frequent visits to check cleaning, security & fire, that it's free from Vandalism. Increased patrols by NCH and CPO's.</p>	<p>Ongoing to support safety local people and of the area.</p>	
	<p>The Neighbourhood to be as clean as the City centre</p>	<p>New Summer schedules for working in place. Fido went out to clean up during the Beechdale Roadshow and before the Ward Walk. More than 130 dogs 'tagged' at event at Strelley Coop event.</p>	<p>Improved appearance, reduction in rubbish, increased community pride</p>	<p>City Services/Jane Ludlow / Community Protection Officer (CPO)</p>
<p>Reduce dog fouling within the ward</p>	<p>Build on relationship with local schools to involve students in promoting responsible dog ownership. Environmental issues litter/Dog fouling, from Police surveys passed to CPO's & City Services. Dog Chipping Day at market in Autumn, in line with law all dogs must be micro chipped by 6th April 2016</p>	<p>CPO's in area every day. Increase awareness of reporting Dog Fouling, dog tagging, recycling.</p>		

	Car Parking	<p>Consultation for residents about a 'residents' only scheme in Bilborough, June '14.</p> <p>Councillors to consider action to be taken when results of survey discussed after consultation letters received.</p>	Identify parking problems and look at possible solutions.	Councillors/Parking Enforcement/Police/CPO's.
	Transformation Plan	<p>Partners to resolve long term/ongoing issues through the NAT meetings, including Old Coach Road, Balloon Woods, Bracebridge Drive.</p> <p>Reconsider CCTV for Bracebridge Drive.</p>	<p>Improve the area</p> <p>Reduce fly tipping. Bins checked every day.</p>	NAT partners
Families	More activities for young people	<p>FCT will work with partners via the established Bilborough network to increase provision of diversionary activities across the ward</p> <p>Ongoing discussions between FCT, Groundworks, NDO, NCH & partners to support Youth provision in the area.</p> <p>FCT finance 'Jigsaw' holiday clubs at the Glenbrook site, for 4-11yrs.</p> <p>'Diddy Dots' sessions accessed by Bilborough families, in partnership with health visitors.</p> <p>Activity list for activities during the summer holidays, Jigsaw, NUSA, Groundworks: Football at Birchover & Sixways. Activities at Bilborough Library.</p>	<p>An increased activity timetable of partnership events.</p> <p>Helps support the development of language, motor skills etc.</p>	FCT
	Welfare Reform Awareness	<p>FCT can provide advice and guidance and offer support on debt management.</p>	<p>Case studies evidence a self assessed improvement in money</p>	

			management/ understanding of benefit entitlement.	
	Welfare Reform Awareness	NCH rents team and welfare benefits appointments available at Aspley Housing Office Bilborough Library has Welfare Rights individual sessions. Ensure all NAT partners have access to available training.	To support local residents	NCH
	Improving Literacy	West 8 Partnership to coordinate with partners who provide literacy activities for adults. Including cake Decorating Courses at Glenbrook Primary School. Portland Primary School run literacy and numeracy courses for parent The Webster Stratton behaviour programme being delivered by Bilborough Children's Centre, for families with children 3-8yrs. Chatter Matters programme starting at Brockelwood Sept'14 Incredible years approach is being delivered at Broxtowe Children's Centre, Phoenix Adventure Playground Bilborough families being referred to this.	Encouraging adults to enjoy books and support their children's enjoyment. To support families with all aspects of life to improve 'life chances'.	West 8 Partnership
		Local Schools attend the local library for special topic based sessions to encourage the enjoyment of reading, in negotiation for the autumn term.	Encouraging children to enjoy reading books.	Libraries & Schools
		Homework Club at Bilborough Library between 12-15 children at each session Summer Reading challenge for Children 'Mythical Maze' Activities to support: include 2 Arts & Crafts	Supporting children with their literacy skills 145 signed up. 50 attended	Libraries

		sessions and a Jeffrey the Magician session	40 attended	
Health	Raising awareness of health	<p>FCT work in partnership with health to provide services within the Children's Centres or can support access to services.</p> <p>FCT activities for children, young people, and their parents/carers include health messages and healthy refreshments. Bilborough Families are referred to: Midwife Clinics Funky Fruit & Veg Group (a healthy awareness group that shows how to cook healthy foods & playing with your child). Weigh & play clinics Physical activities promoted during summer holidays. Happy Little fingers: group for children with disabilities.</p>	<p>Softsmart monitoring demonstrates increase uptake. Case studies demonstrate self assessment of better understanding of health and importance of prevention Including food & nutrition exercise and communication</p>	FCT
	Improve access to health related services in Bilborough	<p>FCT provides cook and eat sessions for parents/carers and their children.</p> <p>Promote local health services through the North Locality joint resource with Ridewise Partners to refer and promote health improvement services</p> <p>FCT are working towards establishing a group of volunteers from the Bilborough ward to support & deliver the core offer</p>	<p>Session planning will evidence delivery of health messages and services. Monitoring demonstrates good uptake. Increased awareness of health Local people supporting other families</p>	FCT & NAT partners

	Promote cycling in the ward	<p>TravelRight to work with groups & individuals throughout the Bilborough Ward promoting physical exercise.</p> <p>TravelRight have organised a programme of events throughout Summer 2014 to celebrate the history of the area, linked to walks, cycle rides and family events.</p> <p>Promote activities across the north locality Bilborough residents are interested in.</p> <p>Autumn Calendar being planned</p>	<p>Increase physical health & social & mental well being among all age groups.</p> <p>79 Bilborough residents signed up to Travel Right newsletter.</p>	TravelRight
	Improve access to health related services in Bilborough	<p>Partners to refer and promote health improvement services</p> <p>Health & Well Being Roadshows in the planning stages for the four beats.</p> <p>Including promotion of cancer screening for autumn & winter</p>	<p>To increase awareness, promote well being and knowledge of services</p>	NAT Partners Health
	Identify health needs of older people, including long term conditions	<p>Increase number of Change Maker Volunteers.</p>	<p>Being planned by HPO for North Locality while recruiting volunteers in Bilborough.</p>	Health, NAT Partners Travel Right
	Increase engagement	<p>Partners to support engagement & consultation opportunities with local community.</p> <p>Gather Bilborough health stats.</p> <p>Consult older residents & partners on health needs and raise awareness of what activities are available in the area.</p>	<p>Support for older people.</p>	Partners : FCT/ NCH/ Vol & Com Groups, Groundworks, BEST

		<p>'Activity Sheet 'produced & distributed locally to local doctors, groups libraries etc. New initiatives run by SupportNet volunteers: Community Garden & Ping Pong!</p> <p>'Our Place' initiative young people & older people working together. Hanover Court hosted the first event. Follow ups being organised.</p>	<p>Will need regular update.</p> <p>To create volunteering & employment opportunities for young people working with older people.</p>	
	Raising educational attainment	<p>FCT will develop with partners a campus approach to adult learning on the Glenbrook/Children's Centre site to provide a pathway to education, training and employment.</p> <p>'Sing Your Way to School' working on Literacy, numeracy & attendance (at Aspley Children's Centre).</p>	<p>Parents/carers who access the learning opportunities also access other FCT support and activities – increase reach figures.</p> <p>219 children from Bilborough are registered</p>	FCT
Working	Working Links	BEST & FCT are working with local residents who need support to get 'ready for work'	Increased confidence	FCT, NCH & BEST
	Increase numbers of local volunteers	NCH to Promote 'working links.co.uk' as discussed in NAT.	Families engaging with the programme increasing in confidence and	NAT Partners & local Voluntary organisations

			skills to be able to sustain employment.	
		Community Centres & groups etc to promote volunteering as a way of gaining skills to access work.		
	Promote NCH 'Tenant Academy' for training and involvement opportunities	Bilborough residents are aware of and can access training & courses through the Tenant Academy that will improve skills and competences to work on community projects and increase employability.	NCH tenants take up courses with Tenant Academy.	NCH
	Promote skills & training	<p>Promote 'Our Place' project pilot to support young people and older people to work together. One event in July, one in August to plan for accessing funding.</p> <p>Space' Arts Project children & families involved in making mosaic for the Community Garden at Bilborough Library</p>	<p>To support Young people gain skills and employment meeting the needs of older people. Building confidence and skill</p>	<p>Groundwork, NCC, Hanover Court, BEST, Schools & NAT partners</p> <p>EIP Local primary schools</p>
	<p>NAT to promote citywide initiatives which include:</p> <ol style="list-style-type: none"> 1) Nottingham Jobs Fund 2) Employer Hub 3) Apprenticeship Hub 4) Local Community Jobs fairs <p>NDO aim to promote through face book</p>	<p>To contribute to citywide targets</p> <p>Reduction in unemployment</p> <p>Improved readiness for work</p>	Economic Development	

Bilborough Community Engagement

Ward Walk

Area/ Estate	Date/ Time	Meeting Point
--------------	------------	---------------

Community Meetings

Group	Date	Venue
Vale Management Meetings Coffee mornings at the Vale	17 th October 4pm 14 th November 3.30pm AGM 2 nd December 11am Tuesdays 10.00-12.00	The Vale Community Centre
DADTRA Meetings Coffee Morning	13 th October 6.30 – 8.00 9 th November 6.30-8.00 Wednesday mornings 9.30-11am	Denewood Crescent
Beechdale Management Meetings Coffee Mornings	15 th October 10.00 – 12.00 Every morning	Beechdale Community Centre

Bilborough Community Engagement

Events Delivered

Event	Lead Partners	Date/ Time	Venue
Autumn Half Term Events for Children & Families	Travel Right, Schools, Children's Centres, Community Centres	October Holidays	Various

Future Events and Activities Planned

Event	Lead Partners	Date/ Time	Venue
Our Place Events	Groundworks	October 2014	
Christmas Festival	Dave Hoyles & NCC	11 th December 2014	Bracebridge Drive
Make Time for Tea	Early Intervention	13 th November	Co-op Bracebridge Drive
Christmas Fair	Vale Community Association	8 th November	Vale Community Centre

Finance

Ward Councillor Budgets

Total Amount allocated this period £58,063.20

Budget Remaining Unallocated £127,017.80

Area Capital Fund

Total amount committed this period £11,250.00

Total Amount decommitted this period £0

Budget Remaining Unallocated £10,643.00

Others – Section 106

None this period

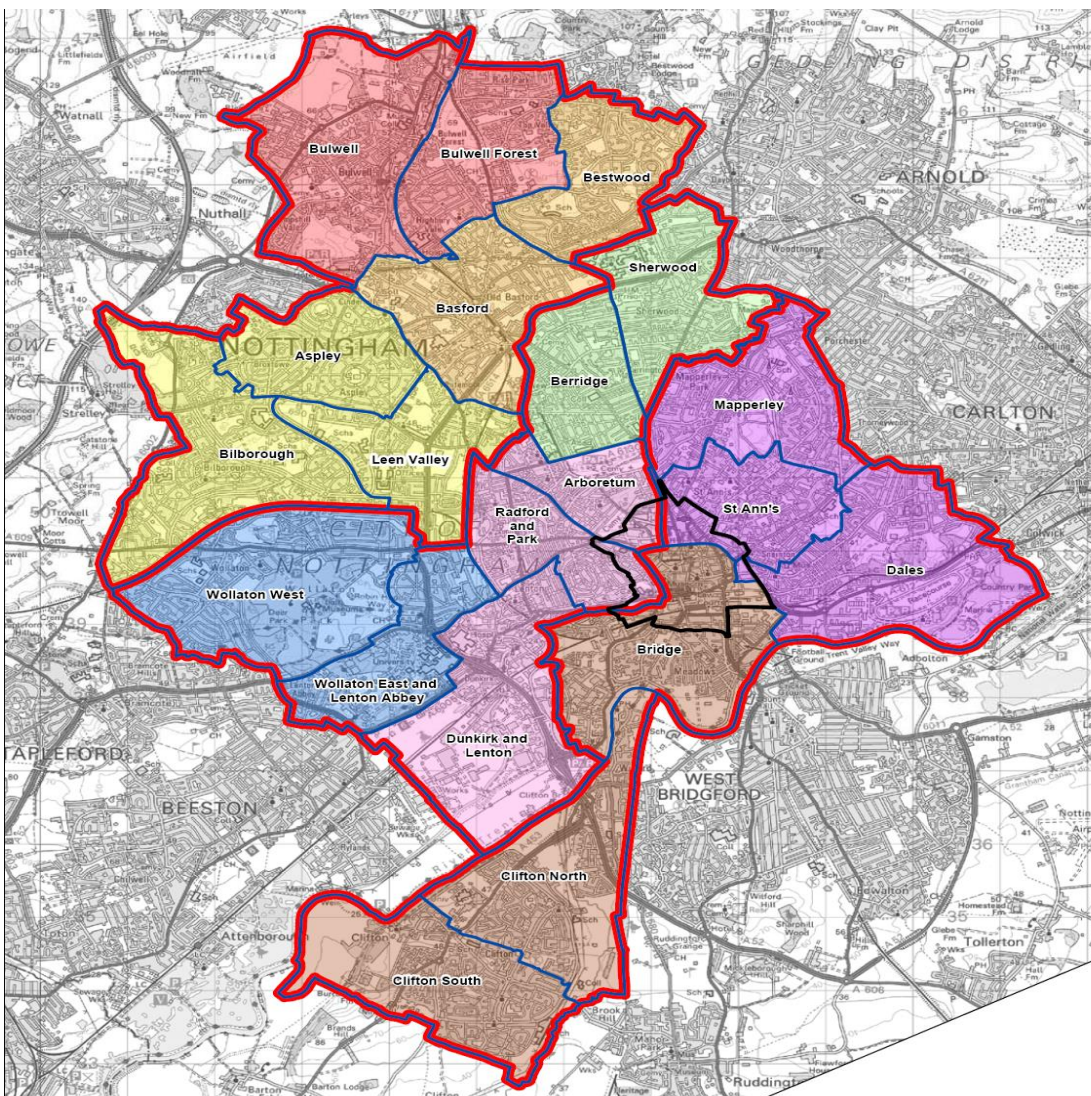
NCH ‘Environmentals’

Total Amount committed this period £0

Budget Remaining £122,045.92

Other Funding

None



Leen Valley

NAT Report

Leen Valley Ward Priorities

Theme	Priorities	Key Actions	Outcome	Lead
Safer	To increase the number of people signed up to and using the Neighbourhood Alert Scheme in the Ward	To use the Neighbourhood Action Teams potential to publicise the Alert Scheme at every engagement opportunity with the public	<p>Increased numbers across the area will ensure more effective crime prevention/engagement</p> <p>Increase in beat statistics over a 6 month period have shown an increase between 162% and 278% across two Beats</p> <p>Improved reporting and communication between Police and community</p>	Broxtowe and Hyson Green Policing
	<p>Utilise the Alert system to increase and promote Neighbourhood Watch schemes throughout the Ward</p> <p>Enable Neighbourhood Watch Co-ordinators to share experiences and learn from one another</p>	<p>Identify active Alert users to approach as potential co-ordinators.</p> <p>Partners involved in the Neighbourhood Action Teams to promote and identify potential coordinators from the community, especially in our unheard sections of the community</p> <p>Create a Neighbourhood Watch Forum</p>	<p>More effective Co-ordinators with a greater coverage of the Ward</p> <p>Neighbourhood Watch will be key to delivering quality community engagement, crime prevention, and give the community the opportunity to help reduce crime and antisocial behaviour</p> <p>More joined up and effective Neighbourhood Watch Schemes</p>	Broxtowe and Hyson Green Policing

	<p>Reduce crime and antisocial behaviour in the Leen Valley Ward. Ensuring this is linked to the concerns and fears of the community in our priority setting process.</p>	<p>To agree suitable priorities through the Neighbourhood Action Team, based on community feedback, through the engagement by all Neighbourhood Action Team agencies. To utilise the Neighbourhood Action Team process to a deliver joint services approach to reduce crime and antisocial behaviour</p>	<p>Problem solving plans will be produced and maintained by the Police. Each plan will evaluate the outcome of the priority. The plans will be 'SMART'. We will ensure the work conducted is fed back into the community</p>	<p>Broxtowe and Hyson Green Policing</p>
	<p>Develop links between the Neighbourhood Action Team process and Schools in the Ward. This would help improve engagement with young people in the area, and ensure the Schools are involved in the local community.</p>	<p>Ensure that links are made between appropriate members of the Neighbourhood Action Team and an identified member of the school staff and the Student Council.</p> <p>Use the stronger links with schools to help young people influence Neighbourhood Action Team priorities and actions in the Ward.</p> <p>Help to establish Student Councils within our Schools. These Councils will then be able to represent the needs of the School and the Young people who attend them. Student Councils will empower the young people in the area to help solve and influence NAT priorities.</p>	<p>Effective engagement/inclusion of the Schools in our area. Empowering young people to be part of the problem solving process in our area will enable us to prevent crime and ensure interventions are relevant to this group of people</p>	

	Fire Prevention	Undertake home safety checks based on risk	Reduced fire risks for vulnerable people	Notts Fire Service
	Reduce speeding cars in the Ward	Identify hotspots using intelligence from partners and the community Hold community 'speedwatch' sessions in places identified. Publicise initiatives to act as a deterrent	Improved awareness of speeding	Police
	Work to reduce school traffic congestion and improve road safety in Kingsbury Drive	Implement key actions identified by the Kingsbury Drive Task Group, amongst which include: <ul style="list-style-type: none"> • Setting up a Park and Stride • Changing parents behaviour • Training Community Protection Officers and other in parking regulations • Intensive parking action at key times • Parent, children and resident education aimed at raising awareness • Consultation on parking and waiting restrictions 	Reduced accident risks, less congestion in a residential area and improved school journeys	Locality Management and Road safety
Neighbourhoods	Improve ways people can get together and access information and services	Support Community groups and organisations to hold events Install notice boards at key locations and develop joint publicity material.	Increased community engagement will enable effective solutions to be found to community problems Improved community relations and uptake of services	Locality Management And Nottingham City Homes

		<p>Seek to establish interest in a Tenants and Residents Association, especially in the Kennington Road and Southwold Estate</p>	<p>Published information on how to access services, local events and community information to keep people informed</p> <p>Enabling community members to work with each other and services to make changes to improve their neighbourhood</p>	
	<p>Target litter, dog fouling and fly tipping hotspots</p>	<p>Promote bulky waste appointment service through Nottingham City Homes and Community events</p> <p>Reduce contaminated bins</p> <p>Encourage residents to use alleys to store bins around Kennington Road and Southwold estates. Obtain keys to gates of alleys to enable this to happen</p> <p>Undertake 3 joint environmental audits with City Services, Community Protection and Nottingham City Homes</p> <p>Joint litter pick with Bluecoat School students</p> <p>Provide publicity enabling people to know how best to report what to</p>	<p>Increased engagement and relationship building will ensure sustainable ways of keeping the area cleaner</p> <p>Reduced confusion and increased reporting</p>	<p>Zarina Khan, Waste Management</p> <p>Nottingham City Homes, City Services and Community Protection</p> <p>Neighbourhood Action Team</p>

		which service		
	Reduce inappropriate all day parking which impacts negatively on the Ward Improve parking issues around schools and reduce all day parking	Consult with community to consider waiting restrictions around Bluecoat Ditto Old Nuthall Road to enable customers to park at local businesses Consultation with community to consider parking restrictions	Improved neighbourhoods and increased economic activity	Traffic and Parking
Families and Children	Ensure co-ordinated good quality provision for young people based on need Improve play and youth facilities and provision	Map the Ward in terms of provision, partners, needs, young people's priorities, inequalities and existing usage Create a youth forum network for the Ward Signpost to activities close to ward boundaries Create 1 weekly play session in a local venue Create 1 weekly youth session in a local venue	Better picture of need and provision will enable gap analysis and identifying priorities for future work Joined up work, shared best practise, efficient use of resources Leen Valley Young people know where to go; result in increased attendance Positive activities available for young people and reduced crime	Children and Families Team

	Ensuring safeguarding and early interventions issues are addressed and improved	<p>Ensure physically active pursuits are included in the provision</p> <p>Ensure NAT Team have awareness to make referrals</p>	<p>Positive impact on health including obesity and mental health</p> <p>Families are given the support they need at the time they need it</p>	
Health	<p>Reduce Cardio-Vascular Disease Raise Awareness of lifestyle risk factors</p> <p>Develop greater understanding of health needs and usage in Leen Valley Ward</p> <p>Increase physical activity Increase the uptake of cycling in the Ward</p>	<p>To recruit local people to the 'Changemaker' programme and to volunteer on the 'Changemaker' programme</p> <p>Signpost to free health activities e.g. slimming world and 'Go for it'.</p> <p>Distribute signposting booklet</p> <p>Conduct survey to determine this</p> <p>Set up guided walks to raise awareness of the ward and its visually attractive spots</p>	<p>Reduced deaths and illness. Improved early detection</p> <p>Increased volunteering in the Ward</p> <p>Survey will inform future development of priorities</p> <p>Improved physical, social and mental health</p>	<p>Health</p> <p>Travelright</p>

		<p>Develop cycle training</p> <p>Conduct a cycling and audit to determine barriers to cycling</p> <p>Explore placing cycle locking facilities in the most appropriate place based on the results of the audit</p> <p>Determine interest in a bike maintenance course in the Ward; hold course if enough people interested</p>	<p>More inclusive and greater numbers of people with confidence and skill to cycle</p> <p>Understanding of barriers will enable effective design of interventions to remove them</p> <p>Safe storage will remove a barrier to cycling</p> <p>Increased affordability of cycling and empowered by new skill</p>	
Working	<p>Provide opportunities to develop skills for work by engaging in volunteering and community activities</p> <p>Improve access to jobs and training</p> <p>Ensure transport</p>	<p>Support voluntary sector agencies in Leen Valley and assist them in promoting and recruiting volunteers from the local Community</p> <p>Signpost Residents to voluntary sector agencies</p> <p>Active recruitment of volunteers to the 'Changemaker' programme</p> <p>Work with Employment and Skills to ensure they link to Leen Valley Events</p> <p>Conduct a travel infrastructure audit</p>	<p>Improved readiness for work</p> <p>More people in volunteering</p> <p>Reduced unemployment of local people</p> <p>Removal of barrier to work</p>	<p>NCC</p> <p>Travelright NCC</p>

	<p>infrastructure supports access to work Raise awareness of jobs available and support to apply for them</p> <p>Promote employer awareness of apprenticeship scheme and support available to recruit local people</p>	<p>of the Ward to ensure transport to potential working venues is good</p> <p>Provide bikes on loan to people who need them for work</p> <p>Link closely to employment agencies, invite to events, signpost residents to them</p> <p>Work with apprentice hub to target employers in the ward and sell the benefits of the scheme</p>	<p>Reduced unemployment</p> <p>More apprentices recruited to local employers</p>	<p>Employment Hub</p>
--	--	---	--	-----------------------

Leen Valley Community Engagement

Community Meetings

Group	Date	Venue
St Teresa's Parents Evenings	October 1 st and 2 nd	St Teresa's School

Page 59

Future Events and Activities Planned

Event	Lead Partners	Date/ Time	Venue
Bluecoat Democracy and Voter Registration Event	Locality Management, Bluecoat Academy and Democratic Services	To be confirmed	Bluecoat Academy, Aspley Lane
Leader Listens Event	Locality Management	27.01.15 – 6.00 – 7.30 pm	Bluecoat Academy

Finance

Ward Councillor Budgets

Total Amount allocated this period £0

Total amount committed this period £6528.24

Budget Remaining Unallocated £57,640.76 (2014-2015)

Area Capital Fund

Total Amount allocated this period £14,000

Budget Remaining Unallocated £71,688 (2013-2015)

Others – Section 106

None this period

NCH ‘Environmentals’

Total Amount Committed £0

Budget Remaining Unallocated £21,899.33

Other Funding

None

SUMMARY PERFORMANCE REPORT

AREA 3: Quarter 2

Aspley, Bilborough and Leen Valley

Please note that Quarter 2 data is only available for Crime and Fire data. The year to date column contains Quarter 2 data for Crime and Fire and Quarter 1 data for Public Realm and Unemployment.

Area 3 Total	Category	Qtr 1				Qtr 2				Year to Date			
		2013-14	2014-15	Volume +/-	% Change	2013-14	2014-15	Volume +/-	% Change	2013-14	2014-15	Volume +/-	% Change
	Criminal Damage	169	135	-34	-20%	161	146	-15	-9%	330	281	-49	-15%
	Theft	176	188	12	7%	195	137	-58	-30%	371	325	-46	-12%
	Violence	270	214	-56	-21%	211	250	39	18%	481	464	-17	-4%
	Dwelling Burglary	85	60	-25	-29%	87	55	-32	-37%	172	115	-57	-33%
	All Crime	978	850	-128	-13%	956	872	-84	-9%	1934	1722	-212	-11%
	ASB	521	674	153	29%	641	727	86	13%	1162	1401	239	21%
Average Qtrly score	Deliberate Fires	30	26	-4	-13%	34	25	-9	-26%	64	51	-13	-20%
	Cleanliness Score	87	85	-2	-3%				-31%	87	85	-2	-3%
	Graffiti	174	50	-124	-71%				-64%	174	50	-124	-71%
	Fly-Tipping	239	131	-108	-45%				-56%	239	131	-108	-45%
	Dog Fouling	573	249	-324	-57%				-47%	573	249	-324	-57%
	Unemployment	7112	5279	-1833	-26%				-48%	7112	5279	-1833	-26%

Ward	Category	Qtr 1				Qtr 2				Year to Date			
		2013-14	2014-15	Volume +/-	% Change	2013-14	2014-15	Volume +/-	% Change	2013-14	2014-15	Volume +/-	% Change
Aspley	Criminal Damage	71	66	-5	-7%	67	66	-1	-1%	138	132	-6	-4%
	Theft	69	76	7	10%	80	45	-35	-44%	149	121	-28	-19%
	Violence	138	104	-34	-25%	102	116	14	14%	240	220	-20	-8%
	Dwelling Burglary	30	19	-11	-37%	37	27	-10	-27%	67	46	-21	-31%
	All Crime	424	370	-54	-13%	415	384	-31	-7%	839	754	-85	-10%
	ASB	243	282	39	16%	283	305	22	8%	526	587	61	12%
Average Qtrly score	Deliberate Fires	15	13	-2	-13%	17	15	-2	-12%	32	28	-4	-13%
	Cleanliness Score	88	84	-4	-5%				-27%	88	84	-4	-5%
	Graffiti	112	19	-93	-83%				-88%	112	19	-93	-83%
	Fly-Tipping	133	64	-69	-52%				-73%	133	64	-69	-52%
	Dog Fouling	326	132	-194	-60%				-64%	326	132	-194	-60%
	Unemployment	3647	2724	-923	-25%				-49%	3647	2724	-923	-25%

Ward	Category	Qtr 1				Qtr 2				Year to Date			
		2013-14	2014-15	Volume +/-	% Change	2013-14	2014-15	Volume +/-	% Change	2013-14	2014-15	Volume +/-	% Change
Bilborough	Criminal Damage	61	47	-14	-23%	63	62	-1	-2%	124	109	-15	-12%
	Theft	51	54	3	6%	65	39	-26	-40%	116	93	-23	-20%
	Violence	88	72	-16	-18%	70	90	20	29%	158	162	4	3%
	Dwelling Burglary	34	22	-12	-35%	30	18	-12	-40%	64	40	-24	-38%
	All Crime	351	295	-56	-16%	326	315	-11	-3%	677	610	-67	-10%
	ASB	194	283	89	46%	251	298	47	19%	445	581	136	31%
Average Qtrly score	Deliberate Fires	5	11	6	120%	9	5	-4	-44%	14	16	2	14%
	Cleanliness Score	86	85	-2	-2%				-32%	86	85	-2	-2%
	Graffiti	45	26	-19	-42%				54%	45	26	-19	-42%
	Fly-Tipping	75	54	-21	-28%				-12%	75	54	-21	-28%
	Dog Fouling	207	85	-122	-59%				-28%	207	85	-122	-59%
	Unemployment	2425	1838	-587	-24%				-48%	2425	1838	-587	-24%

Ward	Category	Qtr 1				Qtr 2				Year to Date			
		2013-14	2014-15	Volume +/-	% Change	2013-14	2014-15	Volume +/-	% Change	2013-14	2014-15	Volume +/-	% Change
Leen Valley	Criminal Damage	37	22	-15	-41%	31	18	-13	-42%	68	40	-28	-41%
	Theft	56	58	2	4%	50	53	3	6%	106	111	5	5%
	Violence	44	38	-6	-14%	39	44	5	13%	83	82	-1	-1%
	Dwelling Burglary	21	19	-2	-10%	20	10	-10	-50%	41	29	-12	-29%
	All Crime	203	185	-18	-9%	215	173	-42	-20%	418	358	-60	-14%
	ASB	84	109	25	30%	107	124	17	16%	191	233	42	22%
Average Qtrly score	Deliberate Fires	10	2	-8	-80%	8	5	-3	-38%	18	7	-11	-61%
	Cleanliness Score	88	87	-1	-2%				-34%	88	87	-1	-2%
	Graffiti	17	5	-12	-71%				-86%	17	5	-12	-71%
	Fly-Tipping	31	13	-18	-58%				-75%	31	13	-18	-58%
	Dog Fouling	40	32	-8	-20%				79%	40	32	-8	-20%
	Unemployment	1040	717	-323	-31%				-48%	1040	717	-323	-31%



NCH update report

West Area Committee– Aspley, Bilborough & Leen Valley

Time:

Date: 15th October 2014

Presented by: Chris Holloway

Page 63

	Item	Executive Summary / Key Points	For information or decision
1	Capital Programme & major works	<p>Decent Homes 2014-15 is the final year of the Nottingham Decent Homes programme. Constructor partners Keepmoat and Bullock continue to improve kitchens and bathrooms where required. Single glazed windows continue to be replaced as we gain access as well as heating systems being upgraded. Response to previous no access and refusal has been good.</p> <p>Door replacement programme All wooden doors will be replaced during financial year between now and 2018 subject to access.</p> <p>Slate Roof Replacement Slate roofs across the City are being replaced there are 149 in the Aspley, 76 in Leen Valley but none in Bilborough. Work is progressing well.</p>	

Agenda Item 5

		<p>Equalities Act Work The Equalities Act 2010 works covers the following works to 60 Independent Living Schemes throughout the City</p> <ul style="list-style-type: none"> • Kitchen Refits to allow for a range of access and use requirements • WC refits to allow for a range of use access requirements • External Access Ramps • Laundry adaptations to taps and machinery heights • High contrast signage throughout independent living schemes • Communal doors, access and thresholds • Car parking surfaces and marking <p>West Area</p> <ul style="list-style-type: none"> • Stanwick Close Beechdale Works commenced and on track. • Kibworth Close, Heathfield Works commenced and on track. • Bramley Green Broxtowe Works commenced and on track. 	
2	Area Regeneration and Environmental Issues	<p>Planned fencing & guttering programme for west area through 2014-15 Aspley & Leen Valley – June/September/December/March Bilborough - April/July/October/January</p> <p>Denton Green, Broxtowe New build has started with initial ground work. Media event held on 10 October to mark the milestone with staff from NCC, NCH, BEST & Robert Woodhead present. Work being undertaken by Robert Woodhead & BEST (Broxtowe Education, Skills & Training). Four x 1 bedroom bungalows being built. Completion date - 6 months to complete.</p>	

		<p>Cranwell Road, Strelley Area has been fenced off with demolition starting. Planning has been agreed. Tender for developers to be sent this month anticipating awarding in the new year with build to commence in the new financial year.</p> <p>Lindfield Road, Broxtowe We are also to complete a scheme in Aspley, this is to work on 53 properties between 252 - 177 Lindfield Road It's for the creation of brick walls with a low level railing to sit on top. We will also be installing a single and double gate where necessary. We anticipate we will be on site in December 2014 a slight delay as it's a notifiable project.</p> <p>Keverne Court Scooter store is being installed at Keverne Court this financial year.</p>	
3	Key messages from the Tenant and Leasehold Congress	<ul style="list-style-type: none"> • The newly re-formed Tenant and Leaseholder Congress (TLC) held its first meeting 29 January 2014. Membership consists of Chairs from each of the customer panels and NCH representatives from within the Area Committee areas ensuring good representation from neighbourhoods to higher level involvement within the decision-making processes at NCH. • TLC have so far discussed and/or influenced such matters as Rent Setting and the Responsible Tenant Reward Scheme; New Repairs Agreement; Proposed Service Review Programme 2014-15; Tenants Conference – September 2014 • TLC and NCH Board meet on a quarterly basis and are developing new ways to work effectively together. Shared objectives include: jointly supporting the delivery of the Tenant & Leaseholder Involvement Strategy and the Corporate Plan; To link tenant involvement and the Board and to 	

		ensure tenants' and leaseholders' interests are at the heart of the organisation; to ensure transparency and accountability of decision making on behalf of tenants and leaseholders through sharing information and collaborative working.	
4	Tenant and Residents Associations updates	<ul style="list-style-type: none"> • New T&R group set up in Broxtowe. Fun day planned for 29th November • New group set up for Beechdale. AGM to be held in November. 	
5	Area Performance Figures	See area report below.	
6	Good news stories & positive publicity	<p>Strelley community club has attained funding for a 'job shop' and NCH has assisted in obtaining the grant for this and other items.</p> <p>Plans are in place to create a 'sensory garden' at Foxton Gardens for those who suffer with dementia. It is hoped that this scheme will compliment national best practice.</p>	

Area report - Aspley, Bilborough & Leen Valley

Generated on: 13 October 2014









AC3-1 Anti-social behaviour

Performance indicator and definition	Target	2014/15			2013/14	2012/13	Latest Note
		Value	Status	Long Trend	Value	Value	
% of ASB cases resolved – Aspley <i>Note: This PI measures the proportion of ASB cases NCH has successfully resolved. Data for this PI is not available by ward and is reported by</i>	97.8%	100%			98.04%	99.42%	Performance exceeds target



<i>Housing Office.</i>							
% of ASB cases resolved by first intervention – Aspley <i>Note: This PI monitors how many ASB cases NCH resolved on the first intervention e.g. written warning. Data for this indicator is not available by ward and is reported by Housing Office.</i>	84%	84.21%			80.27%	84.12%	Performance exceeds target
Number of new ASB cases – Aspley <i>Note: Data for this PI is only available by Housing Office.</i>		49			94	149	The Aspley team recorded 11 new cases in September 2014 The main types of case recorded in September were neighbour disputes followed by drug related activity
Tenant satisfaction with the ASB service - Aspley <i>Note: Data for this PI is only available by Housing Office.</i>	8	9.25			9.6	7.97	Excellent progress made against a challenging target.



AC3-2 Repairs

Performance indicator and definition	Target	2014/15			2013/14	2012/13	Latest Note
		Value	Status	Long Trend	Value	Value	
% of repairs completed in target – AC - Aspley, Bilborough & Leen Valley <i>Note: This PI monitors the proportion of repairs being completed within agreed timescales.</i>	96%	98.59%			97.32%	93.41%	
% of repairs completed in target – Aspley Ward	96%	98.73%			97.3%	93.35%	



<i>Note: This PI monitors the proportion of repairs being completed within agreed timescales.</i>							
% of repairs completed in target – Bilborough Ward <i>Note: This PI monitors the proportion of repairs being completed within agreed timescales.</i>	96%	98.37%			97.22%	93.27%	
% of repairs completed in target – Leen Valley Ward <i>Note: This PI monitors the proportion of repairs being completed within agreed timescales.</i>	96%	98.99%			97.87%	94.41%	
Tenant satisfaction with the repairs service <i>Note: Data for this PI is only available citywide</i>	9	8.76			8.78	8.64	Whilst slightly short of the challenging Corporate plan target of 9, year-to-date performance in 2014/15 is at a record high in comparison to all previous annual outturns.







AC3-3 Rent Collection

Performance indicator and definition	Target	2014/15			2013/14	2012/13	Latest Note
		Value	Status	Long Trend	Value	Value	
% of rent collected <i>Note: This PI measures the amount of rent collected (including tenant arrears) as a percentage of rent due for the current year. Data for this indicator is not available by ward</i>	100%	99.87%			100.02%	100.21%	This indicator is behind target, but still showing improvement month on month and is on target to achieve 100% in August. The in-month figure for July was 101.39% which is the best result ever for July. We have now recruited to all our vacant posts in the rents team and so have additional resources to assist in attaining this target.



<p><i>and is reported city wide.</i></p> <p><i>Trend shows as improving if value is over 100% as arrears are decreasing.</i></p>							
<p>% of tenancies ending due to eviction</p> <p><i>Note: This PI monitors the percentage of tenants being evicted due to rent arrears and is reported citywide.</i></p>	0.75%	0.69%			0.74%	0.55%	There has been a reduction in the number of evictions at the beginning of this financial year after an increase last year. We are working hard to sustain tenancies and the work of the Financial Inclusion Team has helped to support this approach.







AC3-4a Empty properties - Average relet time

Performance indicator and definition	Target	2014/15			2013/14	2012/13	Latest Note
		Value	Status	Long Trend	Value	Value	
<p>Average void re-let time (calendar days) – AC - Aspley, Bilborough & Leen Valley</p> <p><i>Note: This PI measures how long it takes NCH to re-let empty properties from the end of the old tenancy to the start of the new tenancy</i></p>	25	37.58			24	29.96	The Housing Services and Property Services Teams work closely together to minimise the time properties remain empty. The teams meet weekly to ensure all actions possible are taken to let empty properties swiftly.



<p>Average void re-let time (calendar days) – Aspley Ward</p> <p><i>Note: This PI measures how long it takes NCH to re-let empty properties from the end of the old tenancy to the start of the new tenancy</i></p>	25	36.38			26.73	29.94	<p>The Housing Services and Property Services Teams work closely together to minimise the time properties remain empty. The teams meet weekly to ensure all actions possible are taken to let empty properties swiftly.</p>
<p>Average void re-let time (calendar days) – Bilborough Ward</p> <p><i>Note: This PI measures how long it takes NCH to re-let empty properties from the end of the old tenancy to the start of the new tenancy</i></p>	25	37.8			20.8	30.16	<p>The Housing Services and Property Services Teams work closely together to minimise the time properties remain empty. The teams meet weekly to ensure all actions possible are taken to let empty properties swiftly.</p>
<p>Average void re-let time (calendar days) – Leen Valley Ward</p> <p><i>Note: This PI measures how long it takes NCH to re-let empty properties from the end of the old tenancy to the start of the new tenancy</i></p>	25	43.44			23.18	29.12	<p>The Housing Services and Property Services Teams work closely together to minimise the time properties remain empty. The teams meet weekly to ensure all actions possible are taken to let empty properties swiftly.</p>







AC3-4b Empty properties - Lettable voids

Performance indicator and definition	Target	2014/15			2013/14	2012/13	Latest Note
		Value	Status	Long Trend	Value	Value	
Number of lettable voids – AC - Aspley, Bilborough & Leen Valley		68			60	53	<p>The Housing Services and Property Services Teams work closely together to minimise the time properties remain empty. The teams meet weekly to ensure</p>



<i>Note: Lettable voids are empty properties available for re-letting. They will receive repair work and then be re-let to a new tenant.</i>							all actions possible are taken to let empty properties swiftly.
Number of lettable voids – Aspley Ward <i>Note: Lettable voids are empty properties available for re-letting. They will receive repair work and then be re-let to a new tenant.</i>		27			30	31	The Housing Services and Property Services Teams work closely together to minimise the time properties remain empty. The teams meet weekly to ensure all actions possible are taken to let empty properties swiftly.
Number of lettable voids – Bilborough Ward <i>Note: Lettable voids are empty properties available for re-letting. They will receive repair work and then be re-let to a new tenant.</i>		33			26	19	The Housing Services and Property Services Teams work closely together to minimise the time properties remain empty. The teams meet weekly to ensure all actions possible are taken to let empty properties swiftly.
Number of lettable voids – Leen Valley Ward <i>Note: Lettable voids are empty properties available for re-letting. They will receive repair work and then be re-let to a new tenant.</i>		8			4	3	The Housing Services and Property Services Teams work closely together to minimise the time properties remain empty. The teams meet weekly to ensure all actions possible are taken to let empty properties swiftly.







AC3-4c Empty properties – Decommissioning

Performance indicator and definition	Target	2014/15			2013/14	2012/13	Latest Note
		Value	Status	Long Trend	Value	Value	
Number of empty properties awaiting decommission – AC - Aspley.		95			45	1	The Housing Services and Property Services Teams work closely together to

Bilborough & Leen Valley <i>Note: This PI shows the number of empty properties which will not be re-let and includes those being decommissioned and / or demolished.</i>							minimise the time properties remain empty. The teams meet weekly to ensure all actions possible are taken to let empty properties swiftly.
Number of empty properties awaiting decommission – Aspley Ward <i>Note: This PI shows the number of empty properties which will not be re-let and includes those being decommissioned and / or demolished.</i>		11			0	0	The Housing Services and Property Services Teams work closely together to minimise the time properties remain empty. The teams meet weekly to ensure all actions possible are taken to let empty properties swiftly.
Number of empty properties awaiting decommission – Bilborough Ward <i>Note: This PI shows the number of empty properties which will not be re-let and includes those being decommissioned and / or demolished.</i>		84			0	0	The Housing Services and Property Services Teams work closely together to minimise the time properties remain empty. The teams meet weekly to ensure all actions possible are taken to let empty properties swiftly.
Number of empty properties awaiting decommission – Leen Valley Ward <i>Note: This PI shows the number of empty properties which will not be re-let and includes those being decommissioned and / or demolished.</i>		0			0	1	The Housing Services and Property Services Teams work closely together to minimise the time properties remain empty. The teams meet weekly to ensure all actions possible are taken to let empty properties swiftly.

AC3-5 Tenancy sustainment

Performance indicator and definition	Target	2014/15			2013/14	2012/13	Latest Note
		Value	Status	Long Trend	Value	Value	
Percentage of new tenancies sustained - AC - Aspley.	93.5%	96.04%			94.53%	95.3%	performance exceeds target which is pleasing in uncertain economic times

<p>Bilborough & Leen Valley <i>Note: This PI measures the number of new tenants who are still in their tenancy 12 months later.</i></p>							
<p>Percentage of new tenancies sustained - Aspley Ward <i>Note: This PI measures the number of new tenants who are still in their tenancy 12 months later.</i></p>	93.5%	96.82%			94.04%	94.47%	performance exceeds target which is pleasing in uncertain economic times
<p>Percentage of new tenancies sustained - Bilborough Ward <i>Note: This PI measures the number of new tenants who are still in their tenancy 12 months later.</i></p>	93.5%	95.29%			95.12%	96.26%	performance exceeds target which is pleasing in uncertain economic times
<p>Percentage of new tenancies sustained - Leen Valley Ward <i>Note: This PI measures the number of new tenants who are still in their tenancy 12 months later.</i></p>	93.5%	94.12%			95%	95%	performance exceeds target which is pleasing in uncertain economic times

This page is intentionally left blank



Consultation Process within the Street Lighting PFI

SSE Contracting
Working in partnership with
Nottingham City Council



Agenda

- Design preparation
- Key stakeholder consultation
- Construction
- Co-ordinating the works
- Removal of old and reinstatement
- Completed scheme
- Project evaluation

Who are We?

We are SSE Contracting (SSE)

- **Working in partnership with Nottingham City Council as the Service Provider for the Street Lighting PFI Contract;**
- **We are experienced in PFI contracts – undertaking similar works in both Northern and Southern England;**

Key Facts!

The replacement of lighting equipment in the City of Nottingham, including for;

- Approx 24,000 lamp posts;
- Approx 11,000 lantern changes;
- Capital Investment;
- 25 year contract;
- 5 year Core Investment Period (CIP);

Key Messages

- Only affordable means to carry out work;
- Major long term investment & employment by both SSE and Nottingham City Council;
- Improved quality of lighting;
- Improved road safety;
- Supports Nottingham City Council crime reduction initiatives;
- Supports Nottingham City Council corporate carbon reduction initiatives;

Key Messages

- Remote Monitoring – Central Management System (CMS);
- Reduced burning hours (trimming);
- Reduced CO2 emissions;
- Innovation;
- Recycling Materials;

Key Stakeholder Consultation

Conservation Areas & City Centre

- Heritage lighting;
- Hanging baskets;
- Festive lighting;
- Tram system;

Where did we start?

Each of the 20 Council wards to have works carried out in first 30 months of the contract;

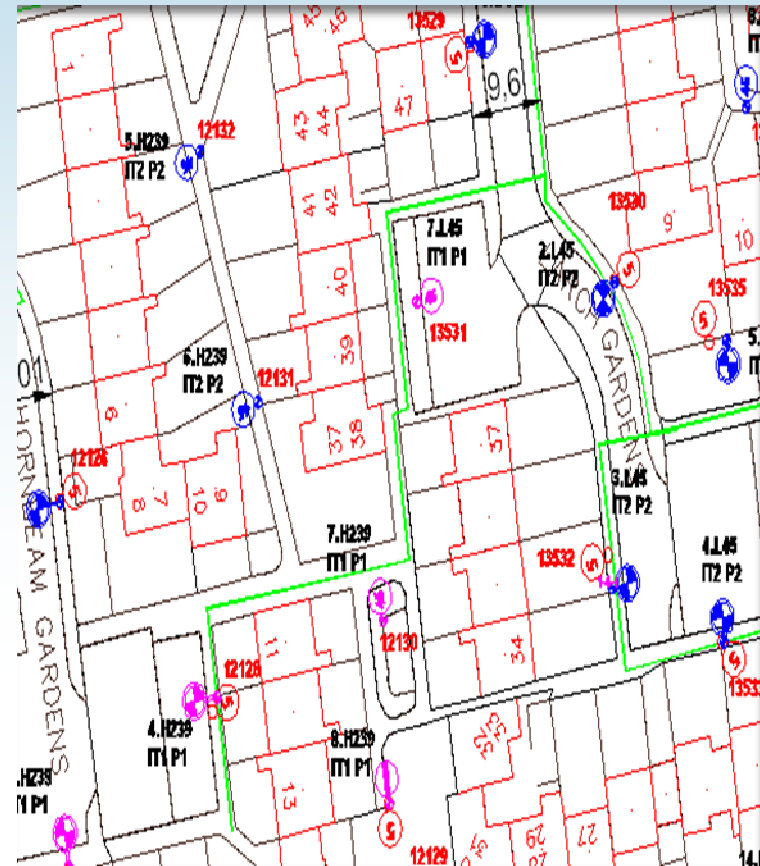
Works began in the Dunkirk & Lenton Ward in Sept 2010;

Core Investment Programme (CIP) - details approximate dates when works will be carried out;



Design Preparation

- All streets are designed on an individual basis and drawn up in the office by fully trained designers, visits are made to the streets they are designing
- The new lighting has been designed to meet the requirements of the latest British and European Standards and Nottingham City Council's specification.
- This means that columns cannot always be replaced in their original position
- We understand that some residents have had the benefit of lighting from the existing system on their property but we cannot always replace them in the original positions and therefore the benefit cannot always be retained



Pre-Construction

Pre-Start Letter drops

- Advises you of what will happen during the construction period, and how you can help;
- Includes our contact details;
- Delivered to each property approximately 20 days before works start on-site;



Construction

How will the works be co-ordinated with others?

Working in partnership with the Authority and our sub - contractors

Our aim is to be in and out of the street with as little disruption as possible;



Construction

Typical site in a PFI contract

lamp-post installation works;

transfer of electricity power supplies;

column removals and reinstatements of footways;



Construction

Co-ordination during installation

there will be instances of columns side by side at this stage;

this is where we use existing electricity power supplies and transfer them to the new columns;



Completed Works

- Improved Quality of lighting
- Better colour rendition
- Fear of crime reduced
- Energy efficient



Project Evaluation

Aims & Objectives

- To ensure that the majority of Nottingham residents experience little or no disruption as a result of installation works;
- Our objective is to improve our Service;
- We need to find out how we can improve;
- Identify our good and bad points;
- Find out what you think of our service;

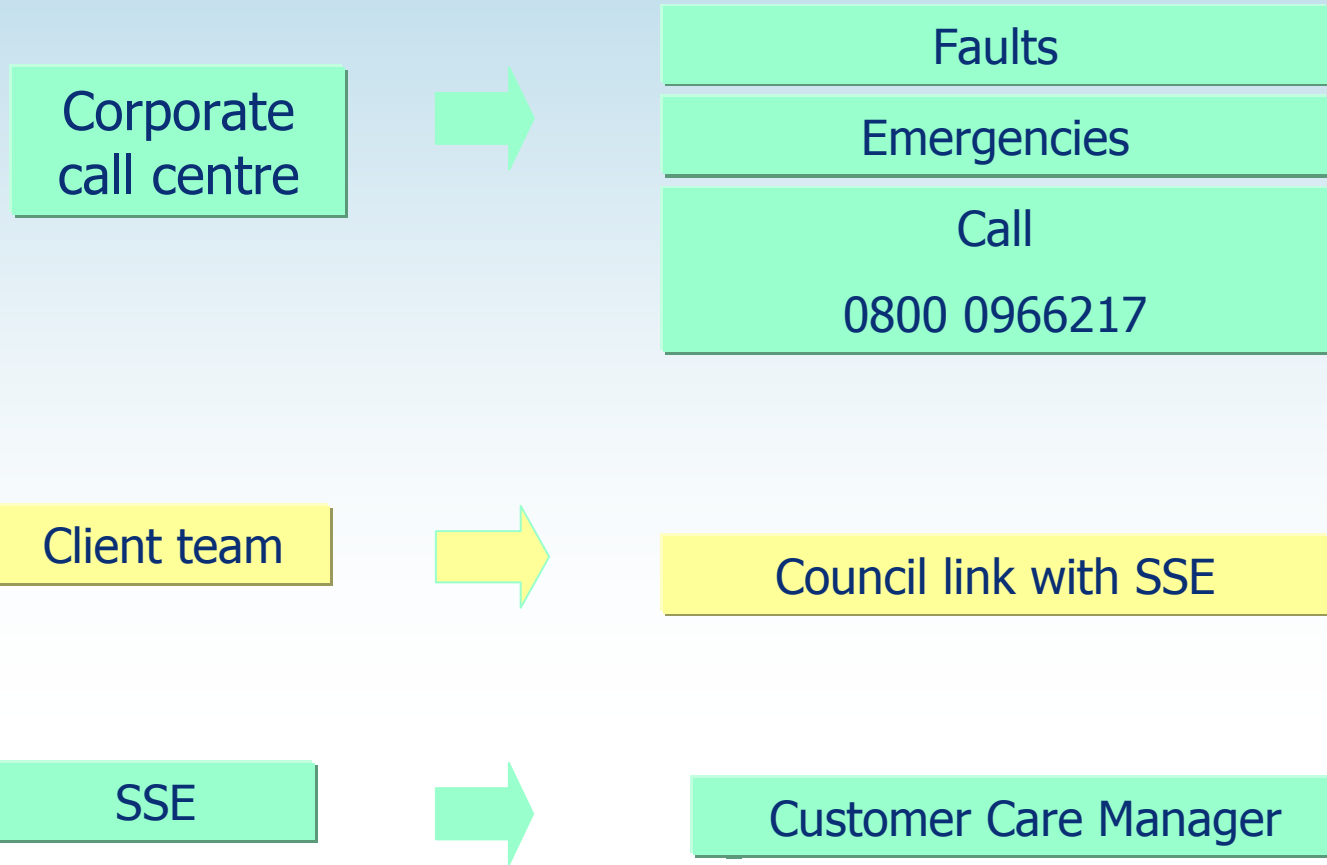
Project Evaluation

We welcome feedback – Critical, Constructive or Good:

Comments from our PFI:

- Its now very dark on my front and back garden. The old lights provided a much larger area of light. V poorly placed lamp posts!!
- Not as bright as previous lights but nice and quiet. Adequate
- Lighting is so much better losing the orange light to white light is clearer and safer

Additional Information



Summary

- Consult;
- Modern design standards;
- Installation - minimise disruption;
- Deliver an effective and energy efficient scheme;
- Carry out customer review survey;
- Continually learn, improve and develop the service;

Summary

We would welcome any questions you may have



Contact Tel. No: 0800 0966217

Website

Lightsoninnottingham.co.uk

This page is intentionally left blank

CIP - STREET NAME	WARD	Nov-14			
		3	10	17	24
Allendale Avenue PH1	Aspley		2		
Amersham Rise	Aspley				
Allendale Avenue PH2	Aspley		3		
Woodfield Road	Aspley		39		
Frinton Road	Aspley		31		
Whitwell Road	Aspley		12		
Whitwell Close	Aspley		9		
Shipleigh Road	Aspley		9		
Bradfield Road	Aspley			16	
Fenwick Road	Aspley			14	
Fenwick Close	Aspley			10	
Honiton Road	Aspley			11	
Lindbridge Road	Aspley			11	
Colchester Road	Aspley			9	
Firsby Road	Aspley			4	
Beckley Road	Aspley			27	
Westleigh Road	Bilborough/Aspley			22	
Alwyn Road	Aspley			6	
Lindfield Road Ph1	Aspley			13	
Lindfield Road Ph2	Aspley			20	
Denton Green	Aspley				16
Coleby Road	Aspley				8
Lindfield Close	Aspley				3
Bidford Road	Aspley				10
Bridge Green Walk	Aspley				7
Bodmin Drive	Aspley				1
Penrith Crescent	Aspley				3

This page is intentionally left blank

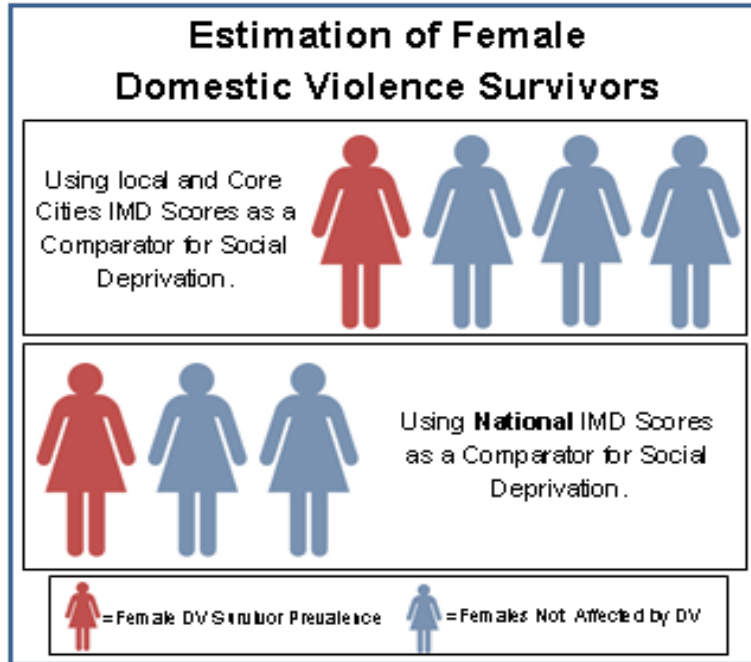
Domestic Violence

The definition of domestic violence is:

Any incident or pattern of incidents of controlling, coercive or threatening behaviour, violence or abuse between those aged 16 or over who are or have been intimate partners or family members, regardless of gender or sexuality. This can encompass but is not limited to the following types of abuse:

- *Psychological*
 - *Physical*
 - *Sexual*
 - *Financial*
 - *Emotional*

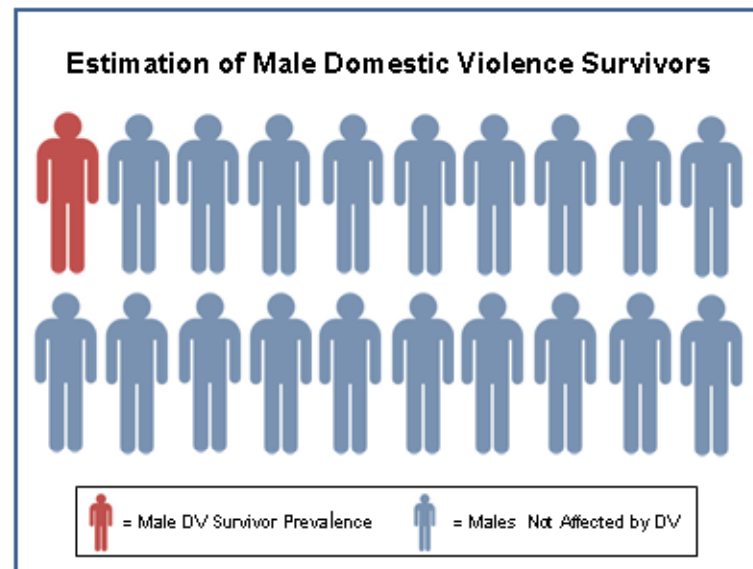
Estimated Survivors of Domestic Violence



According to the British Crime Survey (2010/11) between 4% and 6% of men will be the survivor of domestic violence at least once in a 12 month period.

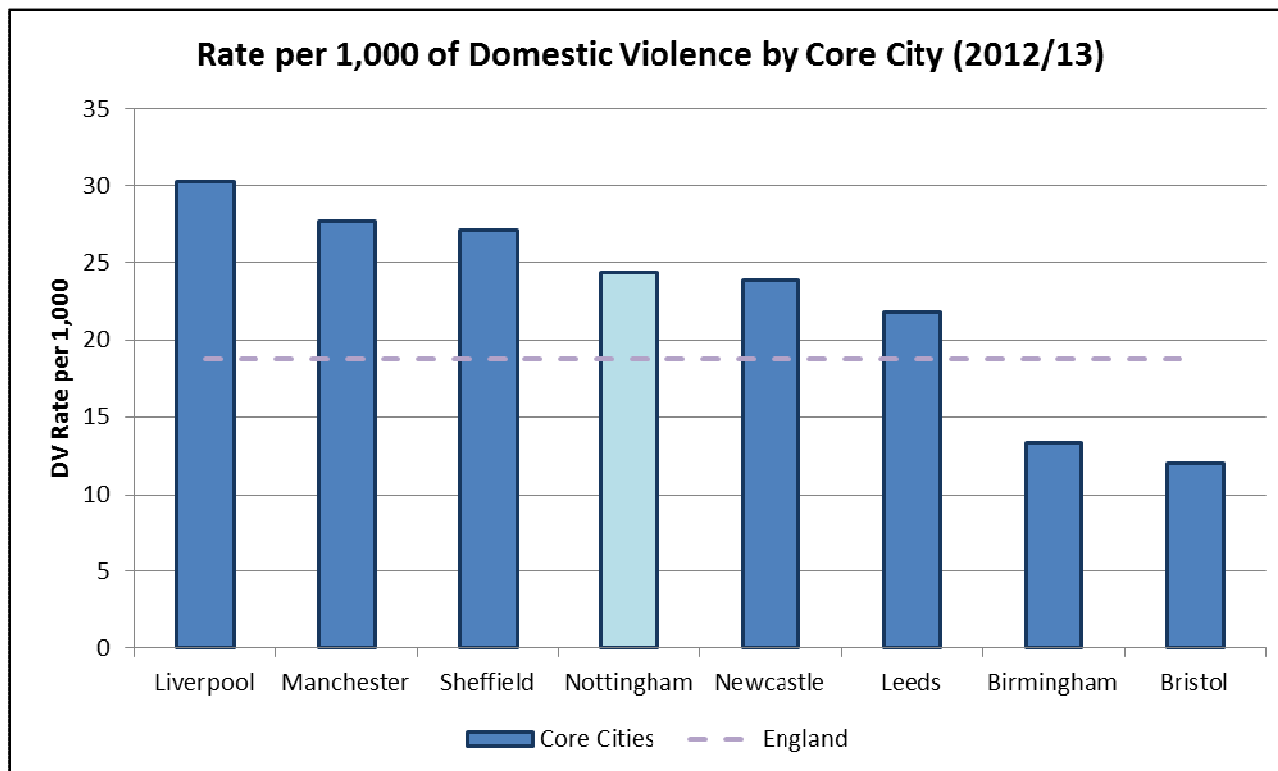
In Nottingham City there is estimated to be between 1 in 3 and 1 in 4 females affected by domestic violence at least once in a 12 month period.

This is based on the association between social deprivation and physical violence against female survivors.



Estimated Survivors of Domestic Violence (continued)

Ward	Estimated female population affected by DV (aged 16 and over)
Aspley	2,514
Bilborough	2,351 - 2,687
Leen Valley	926 - 1,249
City Estimate	30,096 - 42,266



In comparison to the Core Cities, Nottingham City saw the fourth highest rate per 1,000 of the population, aged 18 or above, of Police recorded domestic violence incidents and crimes in 2012/13. Nonetheless, this was above the average rate for England as a whole and could reflect a level of reporting in Nottingham that is higher than for England overall.

Police recorded Domestic Violence Calls, Incidents and Crimes in Nottingham City (April to September 2014)

	Domestic Incident Calls to the Police	Domestic Incident Not A Crime	Recorded Crimes	Sanctioned Detections as a % of Recorded Crime
2013/14YTD	6,771	3,534	1,287	48.6%
2014/15 YTD	6,500	3,292	1,249	33.8%
+/- Volume	-271	-242	-38	
% Change	-4.0%	-6.8%	-3.0%	-14.9%

Reductions are likely to be due to a decline in reporting.

Although there is a reduction in the proportion of crimes being detected, the detection rate for those cases risk assessed as high risk has remained stable.

Domestic Violence in the West Area (April to September 2014)

Ward	Calls 2014/15 Q2	Change over 2013/14 Q2		Rate per 1,000 Population	Crimes 2014/15 Q2	Change over 2013/14 Q2		Rate per 1,000 Population
Aspley	625	1%	↑	35.5	100	-20%	↓	5.7
Bilborough	388	-18%	↓	23.1	75	-6%	↓	4.5
Leen Valley	187	-5%	↓	17.5	35	6%	↑	3.3
West Area Total	1200	-7%	↓	26.6	245	3%	↓	5.4

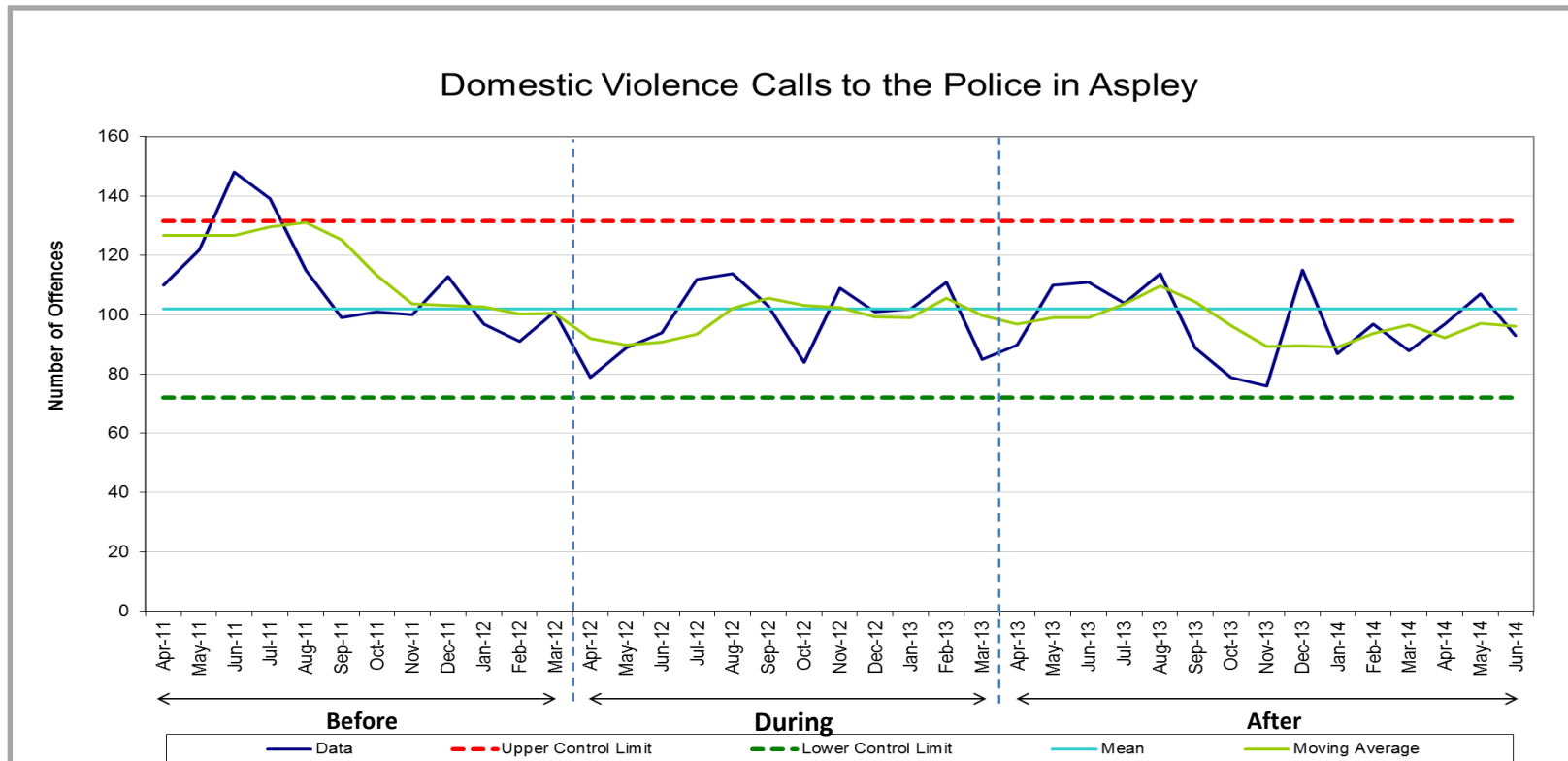
Although Aspley has seen relatively stable figures in domestic violence calls to the police, this ward saw the highest volume compared to the remaining 19 wards in the City. The ward also saw the second greatest volume of domestic violence recorded crime despite a year to date reduction.

With regards to calls to the Police, both Aspley and Bilborough saw a higher rate per 1,000 of the population than the City average. This was also the same for recorded domestic violence crimes.

The Financial Impact of Domestic Violence

- In 2008 Domestic violence, in all forms, was estimated to have cost the economy in England and Wales £5.7 billion based on public services and loss of economic activity due to injury (Walby, 2009).
- The human and emotional cost of domestic violence has also been estimated to cost an additional £9.9 billion (Walby, 2009).
- These costs impact on:
 - Health
 - Education
 - Criminal Justice
 - Social Care
 - Housing
 - Civil Law
 - The Voluntary Sector

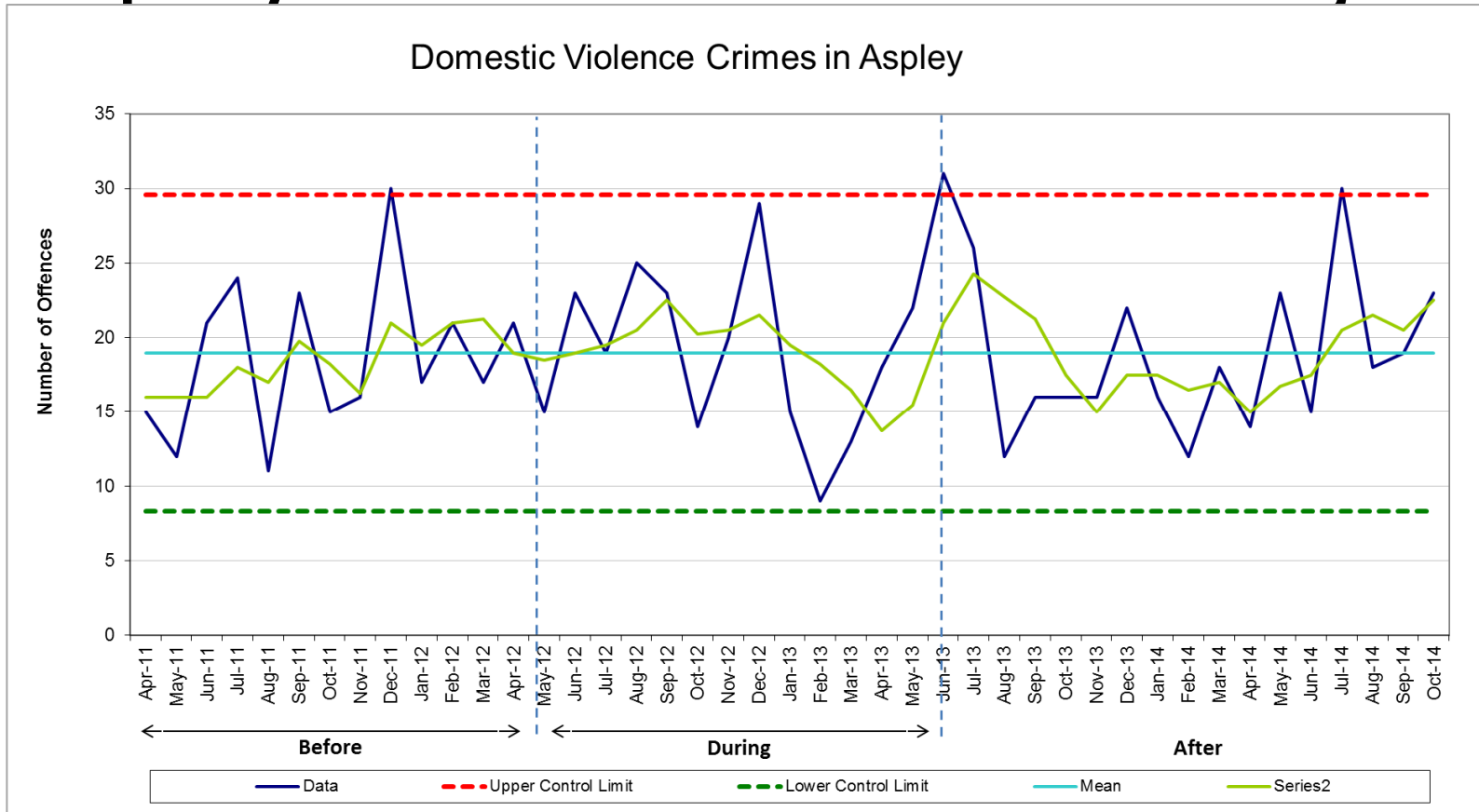
Aspley Domestic Violence Project



Reporting remained relatively stable during and following the intervention in Aspley; however, this followed a reducing trend in reporting in the 12 months prior.

Nonetheless, this only represents those reporting to the police and it could be possible that the intervention has increased reporting to other agencies, such as WAIS, or has encouraged disclosure to practitioners working in the area as part of the intervention in order to gain emotional support.

Aspley Domestic Violence Project



Those reports to the Police in Aspley that were converted to crimes remained relatively stable; however, there was a very slight increase. Considering the reduction in reporting to the police, the stability in domestic violence crimes suggests an increase in the severity of violence; such that a higher proportion of reports are being 'crimed'. Therefore, the intervention may have had an impact on reporting to other agencies; however, there has been no impact on the severity of violence inflicted on the survivor.

This page is intentionally left blank

West Area Committee

Domestic Abuse Prevention Projects

Page 107



equate
think. act. be.



choices



equation
equipping • enabling • empowering



know more

equipping, enabling and empowering communities
relationships free from abuse

The GREAT Project



**Projects booked to be delivered in Primary schools in
2014-15:**

- **Southwold Primary School – September 2014**
- **Ambleside Primary School – October 2014**
- **Djanogly Strelley Academy – October 2014**
- **Fernwood Junior School – January 2015**



experts in equipping, enabling and empowering communities
to build equal relationships free from abuse

The GREAT Project



All primary schools in the West Area have been invited to take part in the GREAT Project:

- **Reasons for lack of engagement can be difficult to identify**
- **Some schools will book the project in later in the academic year**
- **Equation are confident more schools in the West Area will engage with the GREAT Project**

Project Outline



GREAT

- Staff Twilight
- Session One: **Healthy Relationships**
- Session Two: **Defining Domestic Violence**
- Session Three: **Reasons and Excuses**
- Session Four: **Respecting Each Other**
- **Graduation**



experts in equipping, enabling and empowering communities
to build equal relationships free from abuse

Equate



Projects booked to be delivered in secondary schools in 2014-15:

Bluecoat Beechdale Academy

- Relationships Project (year 7) - Jan 2015
- Media Campaign (year 8) - Jan 2015
- Personal space and sexual bullying (year 9) - April 2015
- Staff training (domestic abuse awareness)



experts in equipping, enabling and empowering communities
to build equal relationships free from abuse

Equate



Nottingham University Samworth Academy (NUSA)

This year, NUSA do not have capacity to accommodate Equate due to internal changes

If funding becomes available later in the year, Equation are more than happy to revisit the school to continue the positive relationship we have established over the last few years working together



experts in equipping, enabling and empowering communities
to build equal relationships free from abuse

Project outline



- Relationships Project
- Media Campaign
- Personal space and sexual bullying
- Digital safety (sexting)
- Staff training: domestic abuse awareness
- Staff specialist training: working with children and young people impacted by domestic abuse



experts in equipping, enabling and empowering communities
to build equal relationships free from abuse

The logo for 'choices' features the word in a multi-colored, lowercase font (yellow, green, blue, purple, red) with a black, brush-stroke-like background behind it.The logo for 'know more' features the words in a multi-colored, lowercase font (yellow, green, blue, purple, red) with a black, brush-stroke-like background behind it.

Targeted Projects

- **Choices Project** for young men at risk of becoming potential perpetrators
- **Know More** for young women at risk of experiencing abuse

Currently no targeted projects are booked in for schools in the West Area

The logo for 'equation' features the word in a lowercase, sans-serif font. The 'e' is grey, 'q' is grey, 'u' is grey, 'a' is grey, 't' is grey, 'i' is grey, 'o' is grey, and 'n' is grey. Above the 'i' and 'o' are two overlapping circles, one teal and one yellow. Below the word is the tagline 'equipping • enabling • empowering' in a smaller, grey font.

experts in equipping, enabling and empowering communities
to build equal relationships free from abuse

Contact Details:

- **The Great Project –**
yvette@equation.org.uk
- **Equate –** **claire@equation.org.uk**
- **Choices and Know More –**
anthea@equation.org.uk

This page is intentionally left blank

Children and Families

Family Community Team West Area Committee Meeting Report

Wednesday 3rd December 2014



Nottingham
City Council

Nottingham City Council's Children & Adults department has recently completed a restructure which most significantly impacts the Vulnerable Children & Adults (formerly Family Community Teams) Directorate and the Children's Social Care (formerly safeguarding) directorate. This has resulted in changes to our Head of Service tier within these Directorates.

The main changes are:

- 1) The three Heads of Family Community Teams (North, South and Central) have been restructured to create two new Head of Service roles – the Head of Early Help Services and the Head of Extensive and Specialist Services. Mark Andrews (formerly the Head of FCT North) was confirmed in post as the Head of Early Help Services but has recently secured another role at Rutland County Council. Mark will be leave Nottingham City Council in January 2015. The Head of Extensive and Specialist Services is currently vacant.
- 2) These changes will mean that, although locality based services will continue, our Community Teams will transfer into the Early Help service area and our Targeted Family Support Teams will be transferred into the Extensive and Specialist service area.
- 3) Statutory case-holding services like the Youth Offending Team, Child and Adolescent Mental Health Services and Priority Families/FIP activity will be led by the Head of Extensive and Specialist Services. The Head of Early Help Services will take a clear strategic lead for Children's Centre provision, Youth and Play and Education Welfare, working to develop the City's early help offer with key partners, including health and schools.

Recruitment arrangements:

- Head of Extensive and Specialist Services – Tajinder Madahar has been recruited an acting up opportunity and the permanent post will be recruited to during November 2014.
- Head of Early Help Services- arrangements will be put in place in the next few weeks. Acting up opportunity will be recruited to by the end of November 2014.

Transition to new structure:

- The full transition of teams within the Vulnerable Children and Families directorate will be completed by the end of November
- It has been agreed that, until the end of the financial year (March 2015), Helen Blackman will take responsibility for the strategic oversight of the Vulnerable Children & Families directorate and the line management of the two Head of Service roles. Councillors have agreed additional interim capacity that will work directly to Helen, leading on particular programmes of activity. Amy Weir has recently joined the Directorate to fulfil this role to drive improvements and innovation across these services.

Children's Centre Performance update

Data is broken into area performance indicators and target groups. The Vulnerable Children & Adults aim is to register, reach and achieve a sustained contact of 65% and over to achieve a good outcome in the next Ofsted inspection.

Ofsted Judgement scoring of the performance data:

65% and over – Outstanding or Good Under 65% -Requires improvement or Inadequate

2 Areas for improvement for Broxtowe , Aspley and Bilborough Children's Centre Group:

- 1. Teenage parents (registering, reaching and sustained contact)**
- 2. Under 5's in workless area (register and reach)**

1. Remedial Action on teenage parents

Contact all young parents to register, reach and have sustained contact to support.

Key risks to achieving over 65% are:

1. The frequent change of contact data,
2. Reluctance to engage due to their perspective of being judged by the Children Centre
3. Other, as yet unknown, barriers to access – outreach work to be undertaken

2. Remedial Action on Under 5's workless households

1. Improved quality of registration data and subsequent contacts to identify learning, training and work support needs at the earliest stage.
2. Increase adult learning in the centres and schools.
3. Improved pathway to training and employment providers, who are funded to support this target group.

West Area (Aspley, Broxtowe and Bilborough) currently deliver 26 open access sessions plus support, when possible, 11 midwife clinics to promote Early Help.

Current key challenges:

1. Preparation for Children's Centre inspection – next one will be area based and cover the three Children Centres
2. Early help post restructure has resulted in more resource for Under 5's group support, adult learning, training and employment through volunteering opportunities and sign posting to initiatives such as Talent Match and Working links and plans are being developed.
3. Leadership and governance. Training on advisory boards has been completed and an area work shop has been held, which identified key actions to ensure services are challenged and reflect the needs of the community.



Play and Youth Team Update:

A restructure of the Play and Youth Team was completed in July 2014 and transitions took place during September 2014. There are now two grades of post, which are senior and play and youth worker.

Area 3 currently has two FTE senior workers and 6.0 FTE play and youth workers – 1.5 vacancies being recruited to.

The team work Tuesday to Saturday and deliver the following sessions

<u>Tuesday</u>	<u>Leen Valley</u>	<u>Attendances April to October 2014</u>
Play session at Robertshaw Park Summer/Beechdale Baths Winter		41 individual registrations/330 attendances
Youth Session Outreach Summer/Venue required for winter		No registrations – activity/issues recorded
<u>Wednesday</u>	<u>Bilborough</u>	<u>Attendances April to October 2014</u>
Play Session in Birchover Park Summer/Community Centre Winter		132 individual registrations/497 attendances
Youth Session at Vale co delivered with Area 4		Waiting data from Area 4
<u>Thursday</u>	<u>Aspley</u>	<u>Attendances April to October 2014</u>
Phoenix Play Session Indoor and Outdoor all year		218 individual registrations/1468 attendances
Youth Session at YMCA Indoor and Outdoor		86 registrations/493 attendances
<u>Friday</u>	<u>Aspley</u>	<u>Attendances April to October 2014</u>
Phoenix Play Session Indoor and Outdoor all year		As above as accumulative
Youth session at Bells Lane Indoor and Outdoor all year		103 registrations/493 attendances
<u>Saturday</u>	<u>Aspley</u>	<u>Attendances April to October 2014</u>
Phoenix Transition Session Indoor and Outdoor all year		107 registrations/201 attendances
Other Area events		275 individuals and 954 attendances

This page is intentionally left blank

Lily & Co. Ltd Day Nurseries Briefing

Lily & Co was commissioned in April 2013 to provide childcare in 3 Children's Centres in West Area 3 Aspley Minver Crescent and Amesbury Circus and Broxtowe. Since April 2014 we have been running childcare from Aspley Community Centre (former ACTC)

Aspley Children's Centre Minver Crescent site. My Start Day Nursery.

We provide full day care for children aged 6 months to 5 years opening between 8.00am and 6.00pm 51 weeks a year, closing for 1 week at Christmas. Our main target here is for working parents and parents accessing further and higher education to leave their child(ren) in a warm, welcoming, safe environment where they feel happy and secure so that the parents can achieve the best possible outcomes in their studies or careers.

We also offer places to children who are eligible for the 2 Year Early Learning Programme (ELP) and those accessing the Nursery Education Funding (NEF) and have 2 full time equivalent respite places. The respite places are usually allocated to children who have been referred to us through Social Care, Health Visitors or through the Children's Centre team.

Attendance from September 14:

	Places	Attendance
0-2	9	14
2-3	12	9
2-3 (ELP)		12
3-5	24	18
3-5 NEF		10
Respite	2 (6 week sessions)	3

Aspley Children's Centre Amesbury Circus site. My Start 2.

We provide Term Time only provision for 2 year olds. Providing 35 places for eligible children on the 2 Year ELP and 1 respite place (allocated as for My Start Day Nursery) Sessions 8.30am -11.30am and 12.15pm to 3.15pm fitting in with school opening and closing times.

Attendance from September 14:

	Places	Attendance
2 Year ELP	35	36
Respite	1	1

Broxtowe Children's Centre Corner House Strelley Road. **Little Stars.**

We provide Term Time only provision for children who are eligible for the 2 Year Early Learning Programme (ELP) and those accessing the Nursery Education Funding (NEF) and have 1 full time equivalent respite place (allocated as for My Start Day Nursery).

Attendance from September 14:

	Places	Attendance
2 Year ELP	39	52
3-5 NEF	32	27
Respite	1	2

Aspley Community Centre (previous ACTC). Minver Crescent. **Little Stars 2.**

We provide Term Time only provision for 2 year olds. Providing 35 places for eligible children on the 2 Year ELP and 1 respite place (allocated as for My Start Day Nursery) Sessions 8.30am -11.30am and 12.15pm to 3.15pm fitting in with school opening and closing times.

Attendance from September 14:

	Places	Attendance
2 Year ELP	32	30

We offer 1-1 support across all our settings. We are currently working with 17 (14 identified for support with **Speech and Language**) children 1-1. !0 of these are accessing the 2 Year ELP.

Ofsted have rated our settings **Good** in their inspections carried out in the last 12 months.

Please see below all figures for relevant information for all settings in area 3.

Special Educational Needs	4
CAF	3
CIN	4
Child Protection	6
Speech and Language	13 (8 ELP)
Respite	4
Collage attendance	9
University attendance	3
Care to Learn (young parents in education)	1
2 Year checks completed by nursery	74

Children attending settings

Areas in which Children, Staff and Students live.

Nursery	Local Staff	Total Staff	Local Students/ Apprentices	Total Students/ Apprentices	Local Children	Total Children
My Start	(9) (3)	17	(5) (1)	6	(59) (2)	63
My Start 2	(4) (1)	7	(2)	2	(36)	36
Little Stars	(7) (5)	14	(3)	3	(75) (3)	79
Little Stars 2	(3) (2)	6	(2)	2	(28) (2)	30

Blue – Living in local area (area 3)

Orange – Living in Nottingham City area

Ethnicities of Children, Staff and Students

Ethnicity	Children	Students/ Apprentices	Staff
White British (WBRI)	113	11	36
Irish (WIRI)	0	0	0
Any other white background (WOTH)	14	0	0
Gypsy/Roma (WROM)	0	0	0
White/Black Caribbean (MWBC)	19	1	2
White/Black African (MWBA)	2	0	0
White/Asian (MWAS)	4	0	0
Any other mixed background (MOTH)	12	0	0
Indian (AIND)	3	0	2
Pakistani (APKN)	0	0	0
Bangladeshi (ABAN)	0	0	0
Any other Asian background (AOTH)	2	0	1
Black Caribbean (BCRB)	5	0	0
African (BAFR)	23	1	1
Any other black background (BOTH)	5	0	2
Chinese (CHNE)	1	0	0
Any other ethnic origin (OOTH)	1	0	0
Refused (REFU)	4	0	0
Traveller - Irish Heritage (WIRT)	0	0	0
Total children in each nursery	208	13	44

This page is intentionally left blank



Children and Adults Directorate Early Help Services Update to West Area Committee



Nottingham

City Council

Early Help Service in West Area

- Children's Centres – Aspley, Broxtowe and Bilborough
- Play and Youth Services
- Extensive Support now in Targeted and Specialist Team
- Both under Vulnerable Children and Adults Team



Nottingham

City Council

Under 5's provision updates from –

- Children's Centre - Aileen Wilson
- Commissioned Day Care - Dianne Preston
- Family Nurse Partnership – Caroline Wragg,
- Health Visiting - Selina Thomas
- Early Years Team – Catherine Smith
- Extensive Support – Lisa Ash



Play and Youth Provision updates from

- Aileen Wilson/Pat Mills
- Commissioned Service Consortium
Lead, Groundwork

Family Nurse Partnership West Area Committee December 2014



Background

Family Nurse Partnership (FNP) is an evidenced based programme developed and rigorously tested in Randomised Control Trails (RCT's) throughout the States over 30 years, Targeting teenage parents the programme is based on theories of Attachment, Self Efficacy and Human Ecology the programme shows significant outcomes in improved maternal outcomes in pregnancy, improved economic sufficiency and outcomes in school readiness. The programme also influences short term health outcomes of increased breast feeding rates and reduction in smoking together with spacing of second pregnancies. Longer term outcomes were evidenced through reductions criminal activity and intervention through the criminal justice system. It is one of only two programmes evidence to be effective in Safeguarding Children as cited by The Lancett.

FNP was adopted by the Department of Health in 2007 as an early intervention preventative programme and has been developed to include the delivery of the Healthy Child Programme and sits at the targeted end of Health Visiting. Expansion nationally of FNP has taken place to date and the FNP programme is now being delivered in over 100 sites in the country. Results from National research is due to be released in the spring 2015.

The Local Picture

FNP has been provided by CityCare across Nottingham City over the past 7 years with over 350 clients completing the programme. Expansion has taken place and now 2 teams of Family Nurses (10 wte) work out of Children's Centres in Broxtowe and Best wood,

Currently commissioned to offer the service to 225 young women under 19 in their first pregnancy. This reaches approximately 40% of the eligible population. Recent Big lottery funding will fund a further 2 Nurses to increase coverage to 100% in some areas of the city including West Area. Currently 26 clients in West Area are participating in the programme.

In October 2015 commissioning responsibilities will transfer from NHS England to Public Health in the Local Authorities.

Family Nurse Partnership West Area Committee December 2014



How does it work?

Specially trained Family Nurse practitioners offer intensive home visiting weekly and fortnightly from early pregnancy until the child is 2 years old. Working alongside maternity services in pregnancy. From birth to 2 years the FNP programme integrates the HCP and the Family Nurse replaces the role of the Health Visitor for clients on the programme.

The programme is based on a therapeutic relationship between the Nurse and the client. The Nurse uses a strength based communication style to keep clients engaged and motivated. Partners/Fathers and family members are encouraged to join in the programme where possible. Materials are targeted at Dads as well as Mum. The motivation for change comes from parents wanting to do the best for their child.

The programme covers a variety of themes which include:

Healthy Relationships (40% of clients on the programme identified being physically hurt by someone close to them)

Diet

Smoking

Infant Feeding

Attachment – what does good parenting look like – how does it feel from the baby's point of view

Aspirations and goals for the future and pathways into work.

Play and Boundary setting.

Is it working?

Data is recorded into a National Data base managed by the FNP National Unit.

Nottingham is meeting all fidelity measures (targets) in line with National goals and exceed them in some areas, 58% of clients initiate breastfeeding at birth. 26.3% sustain breastfeeding at 6 weeks which exceeds the national average.

100% of clients on the programme make a reduction in smoking and a small number quit smoking.

By the time the child is two years old any clients have engaged in some kind of education, training or employment.

Families are supported to take up the two year placement offer as they leave the programme.

Family Nurse Partnership West Area Committee December 2014



A recent caseload analysis using the Children's Partnership Family Support Pathway identified of 152 clients 62.5% sat within the remit of additional support 31% in Extensive support and 6.5% in protection. Demonstrating that the service works with a variety of complexity in the caseloads.

Areas of need identified most for the clients were:

Housing, employment and finance
Family and Social Relationships
Emotional and Behavioural Development
Family History and Functioning
Basic Care and Protection.

Working partnerships with other agencies are vital to the success of the clients and their children and work takes place with midwifery, GP's, Housing, the voluntary sector, children's centres and social care before transfer back to universal health visiting services at the child's 2nd birthday.

The Clients

The Clients are fundamental in the development of the programme. We engage their expertise when recruiting Family Nurses. They are active members on our advisory board and they have been involved in ministerial visits.

Quarterly clients surveys are facilitated and client feedback reports:

'It's amazing support to have'

'It is very helpful and helps young mums with a lot of information they may not know'

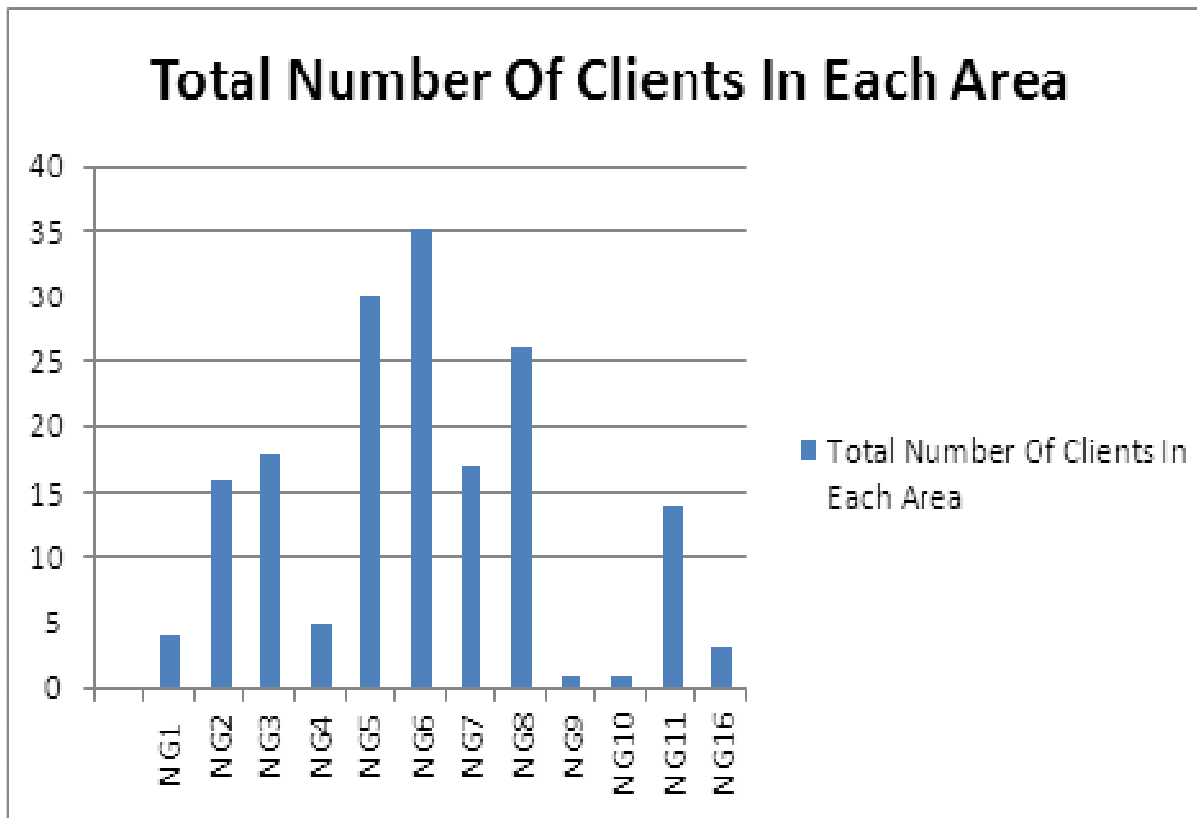
'I have seen changes in my partner we're happier'

'To keep the peace at home, I talk to my Family Nurse'

Family Nurse Partnership West Area Committee December 2014



Page 128





Briefing Paper on :-
Transforming the Health Visiting Service in
Nottingham City
Area 3



Selina Thomas
Health Visiting Team Manager
Nottingham CityCare

21st November 2014

1 Introduction

This paper will give a brief overview of how the Health Visiting Implementation Plan has transformed the early support offer to families in Nottingham City and in particular Area 3.

2 Background and Context

In 2010 the Government set out its vision for the future of Health Visiting in England for expanding and modernising the Health Visitor service by March 2015. In early 2011 this was supported by the publication of the Health Visitor Implementation Plan 2011-15 – A Call to Action. This was further highlighted as a priority area in the Operating Framework for the NHS in England 2012/13.

Nottingham CityCare Partnership has a challenging target to expand the number of Health Visitors from a baseline of 69.4 whole time equivalents(2011) to 154.7 whole time equivalents by March 2015 (an increase of 123%). At the time, the enormity of this challenge was recognised by both the clinical commissioners and Strategic Health Authority, and it was recognised that Nottingham had the largest requirement for increase in Workforce throughout the East Midlands region. Despite this challenge Nottingham CityCare has worked in partnership with NHS England, Health Education East Midlands and Higher Education Institutes to embrace the Health Visitor Implementation Plan and thoroughly supported the plan for increasing the workforce and modernising the Health Visiting Service delivered to children and families within the City.

3 Local Context and the Challenges

- Need to increase from 69.4 to 154.7 WTE which poses significant challenges
- Limited capacity of provider to train students with such a low WTE start point
- The need to revise training methodologies in order to support the increased number of students and the need to train the existing staff to take on this mentoring role has been central to the success of the expansion project
- The need to ensure there were sufficient planned numbers of commissioned health visitor student places (12 month duration), to ensure achievement of the required local trajectory by April 2015
- The need to ensure the retention of students within the city post qualification
- Loss of existing, experienced health visitors to other disciplines, retirement

4 Progress to Date

- As at 30th October 14 there were 99.58 WTE Health Visitors in post against the 31st March 2015 target of 154.7 WTE
- Further recruitment from the January 2015 students plus oversupply from neighbouring providers are anticipating. It is anticipated that there will be an additional 35 Health Visitors working on the City in January 2015.
- For Area 3 that will mean, approximately an additional 10 newly qualified Health Visitors working in Area 3
 - 4 Levels of Service Provision
 - Emphasis on Universal Provision of visits and assessments throughout early years and close partnership working with all other agencies where vulnerabilities are identified
 - Working together with early Years on combined 2- 2 ½ year assessment

5 Transform Early Support in Nottingham City

Safeguarding and early intervention

- Increased Health Visiting resource targeted in priority areas
- Improved immunisation rate for hard to reach groups e.g. complex families
- Increased support for vulnerable young people e.g. travellers, homeless

Healthy and positive children and young people:

- Increased maternal and infant mental health support
- Improved nutrition advice and guidance e.g. infant feeding to ensure they maintain a healthy weight as they grow and develop

Strong families:

- Increased awareness and uptake of community services for children and families including primary care and Children's Centre services

Achievement and economic well-being:

- Improving children's development and readiness for school (Healthy Child Programme)

6 Key Achievements

- All Health Visitors are currently being trained to use antenatal/postnatal promotional guidance
- Successfully change practice to accommodate the Birth Visit within 10-14 days
- Successful pilot in delivering Preparation for Birth and Beyond (plan to roll out across the city)

- All staff are trained in the use of the Ages and Stages assessment tool (Band 4-7)
- Baby Friendly stage 2 accreditation successfully gained. Stage 3 Assessment due December 2014
- 20 staff trained in providing Restorative Supervision, working group established to effect implementation
- Joint service 2 -2 ½ year review pilot nearing completion
- Partner and user engagement (Have you say about your local Health Visiting Service) Survey and Focus Groups has been conducted and currently being analysed.
- 4 Specialist Practitioners in post (Immunisation, Infant Feeding, Vulnerable Children and Perinatal Mental Health)
- Partnership working with key stakeholder.
- GP core offer
- Community Development Health Visitors in post

7 Priorities for 2014/15

- Training for staff in :-
- Signs of Safety, CAF
- Parental Mental Health, Antenatal/Postnatal Promotional Guidance
- Preparation for Birth and Beyond
- Healthy Relationship Toolkit
- Solihull
- Minor Ailments clinic Pilot Recognising a Sick Child, Bereavement
- Building Community Capacity
- Recruitment of additional Community Development Specialist Public Health Visitors, and Specialist Public Health Visitors
- Increasing the number of CAF being initiated
- Carry Out Minor Ailments Clinic Pilot (Area 3 included in the Pilot)
- UNICEF Baby Friendly stage 3 accreditation (November 14)
- Building Community Capacity
- Mobile Working and increase in accommodation (Expansion of IT and communication resources)

8 What has been happening in Area 3?

- Recruitment of an additional 8 Health Visitors in the past 18 months
- The introduction of Preparation for Birth and Beyond programme
- Breastfeeding Groups and Weaning sessions
- Parent Groups namely Diddydots, Tinytots and Inbetweenies
- Promotion and recruitment of families to the Dolly Parton Imagination Scheme
- Recruitment of a Community Development Health Visitor based in Area 3
- Recruitment of Infant Nutrition, Immunisation and Perinatal Mental Health and Vulnerable Childrens Specialist Health Visitors that work across the City
- Health Visitors working intensively with families on the Priority Families programme

9 Transfer of 0-5 children's public health commissioning to local authorities

From 1 October 2015, the Government intends that local authorities (LAs) take over responsibility from NHS England for commissioning (i.e. planning and paying for) public health services for children aged 0-5. This includes health visiting and Family Nurse Partnership ((FNP) targeted services for teenage mothers).

The Healthy Child Programme (HCP) is the national public health programme, based on best knowledge/evidence to achieve good outcomes for all children. The transfer of 0-5 commissioning will join-up that already done by LAs for public health services for children and young people 5-19, (and up to age 25 for young people with Special Educational Needs and Disability. This will enable joined up commissioning from 0 to 19 years old, improving continuity for children and their families.

The following commissioning responsibilities will not transfer to local authorities;

- Child Health Information Systems
- The 6-8 week GP check (also known as Child Health Surveillance)

10 Mandating Elements of the Healthy Child Programme

- The Government's aim is to enable local services to be shaped to meet local needs.
- Some services however need to be provided in the context of a national, standard format, to ensure universal coverage, and hence that the nation's health and wellbeing overall is improved and protected - this includes some of the HCP services.
- The potential for mandating elements of the HCP was set out in *Healthy Lives, Healthy People1*: A range of public health services are *already* mandated, for example, on national child measurement.
- Building on the mandation of services outlined above, and subject to parliamentary approval, the Government now intends to mandate certain universal elements of the 0-5 HCP namely:-
 - Antenatal health promoting visits
 - New baby review
 - 6-8 week assessment
 - 1 year assessment
 - 2-2½ review
- Evidence shows that these are key times to ensure that parents are supported to give their baby/child the best start in life, and to identify early, those families who need extra help (early interventions). These elements are delivered by health visitors or (less often) through FNP as part of an on-going relationship with families and communities.

This page is intentionally left blank

Area Based Grants

Area 3

Children & Families Theme

2014

Youth Delivery Partners

- **A Place to be me**
- **Asian Women's Group**
- **Aspley and Bells Lane Partnership**
- **Best** (*ended youth delivery in June 2014, and now deliver Employment & Skills activity*)
- **Groundwork Greater Nottingham**
- **Zone Youth Project** (*ended Area 3 delivery in June 2014, and no longer an active partner*)
- **YMCA**
- **53rd St Margaret's Scouts**
- **Hope Church**

Youth Delivery Targets April – June 14

- **All partners** (9) working with young people have adopted and signed up to common minimum standards
- Youth work **case studies** provided
- **158 unique young people** to have been supported during the quarter through a range of Targeted and Diversionary Activities

Youth Delivery Achievements April – June 14

- **9** partners working with young people have adopted and signed up to common minimum standards
- **9** Youth case studies provided demonstrating work undertaken
- **280 young people** have been **supported** against a target to date of **158**
- On average **16** young people's **activities per week** were provided through ABG funding during the quarter
- Approx **500** hours of activities were provided under ABG funding

GROUNDWORK

Changes to ABG July 14 – March 15

- Children & Young People **Funding split proportionally** by ward (Aspley 50%, Bilborough 40% & Leen Valley 10%)
- **Partners** invited to apply for ABG funding by ward, and **must report all outcomes by ward** for performance management purposes
- **Newly identified priorities** form part of grant agreements issued, **all partners must contribute** to these through their work

Priorities are;

- Supporting **healthy relationships**
- **Health** improvement
- Raising **aspiration**
- **Increasing engagement** with schools/colleges/workplaces
- **Increasing** levels of **attainment**
- **Reducing** levels of **offending** and antisocial behaviour

ABG Youth Delivery Targets July 14 – April 15

- **All partners** (8) working with young people have adopted and signed up to common minimum standards
- **All partners** must demonstrate in narrative reports how they are working with other local providers to avoid duplication
- **All partners** must demonstrate in narrative reports how they are working with statutory services
- **24** Further Youth work **case studies** provided
- **185 unique young people** to have been supported through a range of **Targeted** activities (92 Aspley, 74 Bilborough, & 19 Leen Valley)
- **147 unique young people** to have been supported through a range of **Diversiionary** activities (73 Aspley, 59 Bilborough, & 15 Leen Valley)
- N.B Mid Point performance update will be available as a hand out at the meeting.

Additional Contribution to Children & Families Priorities via ABG Funding

July 14 – April 15

- **Employment & Skills** ABG funding was re-focussed 14/15 due to the wealth of other opportunities arising for 18-25 year olds, to now support those aged 50+ & Female Returners to the labour market
- Employment & Skills **Funding split proportionally** by ward (Aspley 50%, Bilborough 40% & Leen Valley 10%)
- **BEST** Leading employment & Skills ABG funded activity

GROUNDWORK

ABG Employment & Skills Targets July 14 – April 15

- **25 Female Returners** Supported into employment (12 Aspley, 10 Bilborough, & 3 Leen Valley)
- **25 Over 50's** Supported into employment (12 Aspley, 10 Bilborough, & 3 Leen Valley)
- **3 Regular** work clubs established in (1 Aspley, 1 Bilborough, & 1 Leen Valley)
- **15** work placements created (7 Aspley, 5 Bilborough, & 3 Leen Valley)
- **19** volunteering programmes created (9 Aspley, 6 Bilborough, & 3 Leen Valley)
- **75** Qualifications achieved at **Level 2** or above
- **3 Regular** neighbourhood engagement activities hosted (1 Aspley, 1 Bilborough, & 1 Leen Valley)

N.B Mid Point performance update will be available as a hand out at the meeting.

Balloon Woods Briefing Paper

Balloon Woods is an open access adventure playground. Open access means where children can come and go as they please, unless agreed with parents/careers and staff that they are collected.

Balloon Woods is a unique site, situated in the middle of a wood so can offer environmental play activities.

There is an inclusive core offer to families of children with additional needs, where support can be provided for children who may need support to access activities. The play centre is open Tues, Weds, Thurs evenings and two sessions on a Saturday during term time and Monday – Friday during school holidays.

Activities include arts and craft activities, outdoor adventurous play. National and local events and festivals are celebrated throughout the year. During school holidays, low cost day trips and outings are offered to Children, Young people and their families which are supervised by staff.

Term time sessions are

Tuesday 3.30 - 6.30pm

Wednesday 3.30 - 5.30pm

Thursday 3.30 - 5.30pm

Saturday 10 - 12.30pm 1.30 - 4.00pm

School holiday times are

Monday 10 - 12.30pm 1.30 - 4.00pm

Tuesday 10 - 12.30pm 1.30 - 4.00pm

Wednesday 10 - 12.30pm 1.30 - 4.00pm

Thursday 10 - 12.30pm 1.30 - 4.00pm

Friday Trips /10 - 12.30pm.

Attendances April – Nov 2014:

61 individuals of which:

19 from Wollaton area – 3 have additional needs

14 from Bilborough area – 3 have additional needs

There are also some attendances from: Radford, Sherwood Rise, Forest Fields, Sneinton, and Beechdale areas of Nottingham City, with 1 or 2 children and young people from Stapleford, Beeston and Chilwell areas of the county.

Historically Balloon Woods and Wollaton Vale Youth club was managed by the Family Community Team in Bilborough area, until August 2011 when it was handed over to the Wollaton Team.

In 2009 £52,500 from Aiming High Capital Funding was invested to refurbish the centre; it is now more accessible for young people with additional needs.

Whats working well?

Due to the restructure new staff have adjusted well to their roles and responsibilities and future planning and resource development is being taking place.

What's not working so well?

Level of attendances from the Bilborough area is low with only 14 individuals attending. These young people tend to come from the "Coventry Lane" area of Bilborough as it has been reported that it is too far for the young people to walk from the "Birchover /Central Bilborough area" especially during the dark nights.

Over the next financial year we need to consider how to use this resource more effectively to serve the Young people in the Bilborough area or do we continue to invest in a resource if we are unable to serve these young people.

Outreach work has taken place within the Wollaton Vale Area from Team 5 Play and Youth workers, which has resulted in Wollaton Vale Youth Club opening at Wollaton Vale Community Centre working in partnership with Team 3 to deliver these sessions weekly.

Plans for the future

Discussions to take place with Team 3 to identify if transport can be provided for the young people from the centre of Bilborough/Birchover so they are able to access Balloon Woods Play centre especially during the dark nights.

Would it more cost effective to use Birchover Community Centre to deliver and serve the young people in Bilborough?

Developing relationships with schools to promote services to the young people

Better publicity and information sharing processes to promote services

Possible Relaunch of the centre in April 2015

Pat Mills

Community Family Support Manager Team 5
Wollaton, Radford and Dunkirk Childrens Centre
Balloon Woods Play Centre

Aspley Children's Centre Performance

Team: All



Nottingham
City Council

	2012/13	2013/14	Rolling Year to Date	Target	% Point Change 12/13 to 13/14
Centre Context Indicators					
% of children aged 0-4 living in households dependent on workless benefits	50.5%	52.4%	Annual Data Only		1.9%
Eligible families benefiting from the childcare element of Working Tax Credit	14.7%	15.4%			0.7%
Number of children living in bottom 10% of deprivation		84.0%			N/A
Of total referrals to DART where child under 5 in family					0.0%
% of lone Parents	50.5%	52.4%			1.9%
Overall reach					
	2012/13	2013/14	Rolling Year to Date	Target	% Point Change 13/14 to Latest Data
Under 5 population	1337	1337	1337		
Known	1093	1135	1136		
% Known (of Pop)	81.8%	84.9%	85.0%	80%	0.1%
Registered	1048	1066	1129		
% Registered (of Pop)	78.4%	79.7%	84.4%		4.7%
Reached	733	815	869		
% Reached (of Known)	67.1%	71.8%	76.5%	65%	4.7%
Combined Target Group Reached					
	2012/13	2013/14	Rolling Year to Date	Target	% point Change 13/14 to Latest Data
Population	907	959	994		
Registered	559	529	671		
% Registered (of Pop)	61.6%	55.2%	67.5%	80%	12.3%
Reach	486	454	591		
% Reached (of Pop)	53.6%	47.3%	59.5%	65%	12.1%
Sustained Contact	362	368	505		
% Sustained Contact (of Registered)	64.8%	69.6%	75.3%	65%	5.7%

	2012/2013	2013/2014	Rolling Year to Date	Target	% Point Change 12/13 to 13/14	
Area Performance Indicators						
3&4 Year Old Take up - 3&4 Year Old Take up	47.7%	57%	Annual Data Only		9.65%	
Domestic Violence - Domestic Violence Rates affecting Families of Under 5s	11.9%	11%			-0.67%	
Early Years Foundation Stage Profile - Children Reach Gap		36%				
Early Years Foundation Stage Profile - Children Reaching Good Progress		43%			80%	
KS1: % reaching level 2B+ in reading -	71.6%	72%			65%	0.17%
Pre 13/14 Early Years Foundation Stage Profile - Children Reach Gap	40.6%					
Pre 13/14 Early Years Foundation Stage Profile - Children Reaching Good Progress	53.8%					
Primary Attendance - Overall Absence	6.6%	5%			65%	-1.11%
Primary Attendance - Persistent Absence	11.1%	8%				-3.55%
Two Year Old Take up - % of eligible Children taking up 2 Year Old Nursery Places	84.6%	73%				-11.28%

	2012/2013	2013/2014	Rolling Year to Date	Target	% Point Change 13/14 to Latest Data	
Agreed Target Group Performance						
Children in Need of Intensive Support	Cohort	150	217	272		
	Registered (of Cohort)	115	149	272		
	% Registered (Of Cohort)	76.7%	68.7%	100.0%	80%	31.34%
	Reached (Of Cohort)	113	146	266		
	% Reached (Of Cohort)	75.3%	67.3%	97.8%	65%	30.51%
Disabled Children	Sustained Contact (Of Registered)	111	146	264		
	% Sustained Contact (Of Registered)	96.5%	98.0%	97.1%	65%	-0.93%
	Cohort	51	49	49		
	Registered (of Cohort)	51	44	49		
	% Registered (Of Cohort)	100.0%	89.8%	100.0%	80%	10.20%
Domestic Violence Requiring Family Intervention	Reached (Of Cohort)	45	38	40		
	% Reached (Of Cohort)	88.2%	77.6%	81.6%	65%	4.08%
	Sustained Contact (Of Registered)	37	33	36		
	% Sustained Contact (Of Registered)	72.5%	75.0%	73.5%	65%	-1.53%
	Cohort	27	14	11		
Teenage Parents	Registered (of Cohort)	16	11	10		
	% Registered (Of Cohort)	59.3%	78.6%	90.9%	80%	12.34%
	Reached (Of Cohort)	15	11	10		
	% Reached (Of Cohort)	55.6%	78.6%	90.9%	65%	12.34%
	Sustained Contact (Of Registered)	11	10	10		
Under 5s in Workless Families	% Sustained Contact (Of Registered)	68.8%	90.9%	100.0%	65%	9.09%
	Cohort	27	16	16		
	Registered (of Cohort)	18	12	10		
	% Registered (Of Cohort)	66.7%	75.0%	62.5%	80%	-12.50%
	Reached (Of Cohort)	7	7	7		
Under 5s in Workless Families	% Reached (Of Cohort)	25.9%	43.8%	43.8%	65%	0.00%
	Sustained Contact (Of Registered)	2	10	4		
	% Sustained Contact (Of Registered)	11.1%	83.3%	40.0%	65%	-43.33%
	Cohort	675	701	675		
	Registered (of Cohort)	381	346	385		
Under 5s in Workless Families	% Registered (Of Cohort)	56.4%	49.4%	57.0%	80%	7.68%
	Reached (Of Cohort)	327	283	322		
	% Reached (Of Cohort)	48.4%	40.4%	47.7%	65%	7.33%
	Sustained Contact (Of Registered)	222	205	244		
	% Sustained Contact (Of Registered)	58.3%	59.2%	63.4%	65%	4.13%

This page is intentionally left blank

Bilborough Children's Centre Performance

Team: All



Nottingham
City Council

	2012/13	2013/14	Rolling Year to Date	Target	% Point Change 12/13 to 13/14
Centre Context Indicators					
% of children aged 0-4 living in households dependent on workless benefits	49.9%	52.2%	Annual Data Only		2.3%
Eligible families benefiting from the childcare element of Working Tax Credit	16.8%	14.2%			-2.7%
Number of children living in bottom 10% of deprivation		35.3%			N/A
Of total referrals to DART where child under 5 in family					0.0%
% of lone Parents	49.9%	52.2%			2.3%
Overall reach					
	2012/13	2013/14	Rolling Year to Date	Target	% Point Change 13/14 to Latest Data
Under 5 population	798	798	798		
Known	540	527	545		
% Known (of Pop)	67.7%	66.0%	68.3%	80%	2.3%
Registered	524	503	538		
% Registered (of Pop)	65.7%	63.0%	67.4%		4.4%
Reached	364	386	433		
% Reached (of Known)	67.4%	73.2%	79.4%	65%	6.2%
Combined Target Group Reached					
	2012/13	2013/14	Rolling Year to Date	Target	% point Change 13/14 to Latest Data
Population	506	539	551		
Registered	209	225	310		
% Registered (of Pop)	41.3%	41.7%	56.3%	80%	14.5%
Reach	161	205	279		
% Reached (of Pop)	31.8%	38.0%	50.6%	65%	12.6%
Sustained Contact	128	176	246		
% Sustained Contact (of Registered)	61.2%	78.2%	79.4%	65%	1.1%

	2012/2013	2013/2014	Rolling Year to Date	Target	% Point Change 12/13 to 13/14	
Area Performance Indicators						
3&4 Year Old Take up - 3&4 Year Old Take up	69.5%	69%	Annual Data Only		-0.32%	
Domestic Violence - Domestic Violence Rates affecting Families of Under 5s	8.1%	10%			1.38%	
Early Years Foundation Stage Profile - Children Reach Gap		35%				
Early Years Foundation Stage Profile - Children Reaching Good Progress		37%			80%	
KS1: % reaching level 2B+ in reading -	74.6%	74%				-0.54%
Pre 13/14 Early Years Foundation Stage Profile - Children Reach Gap	36.3%				65%	
Pre 13/14 Early Years Foundation Stage Profile - Children Reaching Good Progress	56.5%					
Primary Attendance - Overall Absence	6.2%	5%			65%	-0.91%
Primary Attendance - Persistent Absence	11.2%	7%				-4.51%
Two Year Old Take up - % of eligible Children taking up 2 Year Old Nursery Places	100.0%	54%				-46.15%

	2012/2013	2013/2014	Rolling Year to Date	Target	% Point Change 13/14 to Latest Data	
Agreed Target Group Performance						
Children in Need of Intensive Support	Cohort	75	97	140		
	Registered (of Cohort)	61	77	140		
	% Registered (Of Cohort)	81.3%	79.4%	100.0%	80%	20.62%
	Reached (Of Cohort)	60	77	139		
	% Reached (Of Cohort)	80.0%	79.4%	99.3%	65%	19.90%
Disabled Children	Sustained Contact (Of Registered)	58	77	139		
	% Sustained Contact (Of Registered)	95.1%	100.0%	99.3%	65%	-0.71%
	Cohort	20	20	24		
	Registered (of Cohort)	20	18	24		
	% Registered (Of Cohort)	100.0%	90.0%	100.0%	80%	10.00%
Domestic Violence Requiring Family Intervention	Reached (Of Cohort)	16	13	17		
	% Reached (Of Cohort)	80.0%	65.0%	70.8%	65%	5.83%
	Sustained Contact (Of Registered)	9	9	15		
	% Sustained Contact (Of Registered)	45.0%	50.0%	62.5%	65%	12.50%
	Cohort	11	8	8		
Teenage Parents	Registered (of Cohort)	8	6	6		
	% Registered (Of Cohort)	72.7%	75.0%	75.0%	80%	0.00%
	Reached (Of Cohort)	8	6	6		
	% Reached (Of Cohort)	72.7%	75.0%	75.0%	65%	0.00%
	Sustained Contact (Of Registered)	6	5	5		
Under 5s in Workless Families	% Sustained Contact (Of Registered)	75.0%	83.3%	83.3%	65%	0.00%
	Cohort	19	16	13		
	Registered (of Cohort)	13	10	8		
	% Registered (Of Cohort)	68.4%	62.5%	61.5%	80%	-0.96%
	Reached (Of Cohort)	7	7	6		
Under 5s in Workless Families	% Reached (Of Cohort)	36.8%	43.8%	46.2%	65%	2.40%
	Sustained Contact (Of Registered)	4	5	5		
	% Sustained Contact (Of Registered)	30.8%	50.0%	62.5%	65%	12.50%
	Cohort	391	408	391		
	Registered (of Cohort)	116	124	174		
Under 5s in Workless Families	% Registered (Of Cohort)	29.7%	30.4%	44.5%	80%	14.11%
	Reached (Of Cohort)	78	112	151		
	% Reached (Of Cohort)	19.9%	27.5%	38.6%	65%	11.17%
	Sustained Contact (Of Registered)	59	92	122		
	% Sustained Contact (Of Registered)	50.9%	74.2%	70.1%	65%	-4.08%

This page is intentionally left blank

Broxtowe Children's Centre Performance

Team: All



Nottingham
City Council

	2012/13	2013/14	Rolling Year to Date	Target	% Point Change 12/13 to 13/14
Centre Context Indicators					
% of children aged 0-4 living in households dependent on workless benefits	43.9%	46.2%	Annual Data Only		2.3%
Eligible families benefiting from the childcare element of Working Tax Credit	14.1%	13.4%			-0.7%
Number of children living in bottom 10% of deprivation		81.8%			N/A
Of total referrals to DART where child under 5 in family					0.0%
% of lone Parents	43.9%	46.2%			2.3%
Overall reach					
	2012/13	2013/14	Rolling Year to Date	Target	% Point Change 13/14 to Latest Data
Under 5 population	1348	1348	1348		
Known	1154	1158	1055		
% Known (of Pop)	85.6%	85.9%	78.3%	80%	-7.6%
Registered	1110	1086	1040		
% Registered (of Pop)	82.3%	80.6%	77.2%		-3.4%
Reached	705	767	798		
% Reached (of Known)	61.1%	66.2%	75.6%	65%	9.4%
Combined Target Group Reached					
	2012/13	2013/14	Rolling Year to Date	Target	% point Change 13/14 to Latest Data
Population	824	890	891		
Registered	523	538	622		
% Registered (of Pop)	63.5%	60.4%	69.8%	80%	9.4%
Reach	430	445	542		
% Reached (of Pop)	52.2%	50.0%	60.8%	65%	10.8%
Sustained Contact	310	388	496		
% Sustained Contact (of Registered)	59.3%	72.1%	79.7%	65%	7.6%

	2012/2013	2013/2014	Rolling Year to Date	Target	% Point Change 12/13 to 13/14
Area Performance Indicators					
3&4 Year Old Take up - 3&4 Year Old Take up	79.2%	89%	Annual Data Only		9.85%
Domestic Violence - Domestic Violence Rates affecting Families of Under 5s	11.9%	12%			0.37%
Early Years Foundation Stage Profile - Children Reach Gap		32%			
Early Years Foundation Stage Profile - Children Reaching Good Progress		40%		80%	
KS1: % reaching level 2B+ in reading -	68.2%	66%			-1.81%
Pre 13/14 Early Years Foundation Stage Profile - Children Reach Gap	35.7%			65%	
Pre 13/14 Early Years Foundation Stage Profile - Children Reaching Good Progress	48.2%				
Primary Attendance - Overall Absence	#DIV/0!	6%		65%	#DIV/0!
Primary Attendance - Persistent Absence	#DIV/0!	9%			#DIV/0!
Two Year Old Take up - % of eligible Children taking up 2 Year Old Nursery Places	78.6%	80%			1.43%

	2012/2013	2013/2014	Rolling Year to Date	Target	% Point Change 13/14 to Latest Data	
Agreed Target Group Performance						
Children in Need of Intensive Support	Cohort	169	240	291		
	Registered (of Cohort)	134	177	289		
	% Registered (Of Cohort)	79.3%	73.8%	99.3%	80%	25.56%
	Reached (Of Cohort)	129	176	287		
	% Reached (Of Cohort)	76.3%	73.3%	98.6%	65%	25.29%
Disabled Children	Sustained Contact (Of Registered)	124	176	287		
	% Sustained Contact (Of Registered)	92.5%	99.4%	99.3%	65%	-0.13%
	Cohort	56	50	49		
	Registered (of Cohort)	53	46	49		
	% Registered (Of Cohort)	94.6%	92.0%	100.0%	80%	8.00%
Domestic Violence Requiring Family Intervention	Reached (Of Cohort)	50	35	39		
	% Reached (Of Cohort)	89.3%	70.0%	79.6%	65%	9.59%
	Sustained Contact (Of Registered)	39	30	31		
	% Sustained Contact (Of Registered)	73.6%	65.2%	63.3%	65%	-1.95%
	Cohort	24	22	21		
Teenage Parents	Registered (of Cohort)	17	17	20		
	% Registered (Of Cohort)	70.8%	77.3%	95.2%	80%	17.97%
	Reached (Of Cohort)	16	15	19		
	% Reached (Of Cohort)	66.7%	68.2%	90.5%	65%	22.29%
	Sustained Contact (Of Registered)	12	15	19		
Under 5s in Workless Families	% Sustained Contact (Of Registered)	70.6%	88.2%	95.0%	65%	6.76%
	Cohort	35	33	37		
	Registered (of Cohort)	29	23	25		
	% Registered (Of Cohort)	82.9%	69.7%	67.6%	80%	-2.13%
	Reached (Of Cohort)	16	17	17		
Under 5s in Workless Families	% Reached (Of Cohort)	45.7%	51.5%	45.9%	65%	-5.57%
	Sustained Contact (Of Registered)	10	15	10		
	% Sustained Contact (Of Registered)	34.5%	65.2%	40.0%	65%	-25.22%
	Cohort	564	594	564		
	Registered (of Cohort)	313	326	340		
Under 5s in Workless Families	% Registered (Of Cohort)	55.5%	54.9%	60.3%	80%	5.40%
	Reached (Of Cohort)	494	510	277		
	% Reached (Of Cohort)	87.6%	85.9%	49.1%	65%	-36.75%
	Sustained Contact (Of Registered)	292	412	241		
	% Sustained Contact (Of Registered)	93.3%	126.4%	70.9%	65%	-55.50%

This page is intentionally left blank